



**Institute of Geophysics
Polish Academy of Sciences**

**PUBLICATIONS
OF THE INSTITUTE OF GEOPHYSICS
POLISH ACADEMY OF SCIENCES**


Geophysical Data Bases, Processing and Instrumentation

431 (P-2)

MONOGRAPHIC VOLUME

**Polish Polar Research:
Green-and-White Paper**

under the aegis of the Polish Polar Consortium (PPC)



Warsaw 2020 (Issue 5)

**INSTITUTE OF GEOPHYSICS
POLISH ACADEMY OF SCIENCES**

**PUBLICATIONS
OF THE INSTITUTE OF GEOPHYSICS
POLISH ACADEMY OF SCIENCES**

Geophysical Data Bases, Processing and Instrumentation

431 (P-2)

MONOGRAPHIC VOLUME

**Polish Polar Research:
Green-and-White Paper**

under the aegis of the Polish Polar Consortium (PPC)

Warsaw 2020

Honorary Editor

Roman TEISSEYRE

Editor-in-Chief

Marek KUBICKI

Advisory Editorial Board

Janusz BORKOWSKI (Institute of Geophysics, PAS)

Tomasz ERNST (Institute of Geophysics, PAS)

Maria JELEŃSKA (Institute of Geophysics, PAS)

Andrzej KIJKO (University of Pretoria, Pretoria, South Africa)

Natalia KLEIMENOVA (Institute of Physics of the Earth, Russian Academy of Sciences, Moscow, Russia)

Zbigniew KŁOS (Space Research Center, Polish Academy of Sciences, Warsaw, Poland)

Jan KOZAK (Geophysical Institute, Prague, Czech Republic)

Antonio MELONI (Istituto Nazionale di Geofisica, Rome, Italy)

Hiroyuki NAGAHAMA (Tohoku University, Sendai, Japan)

Kaja PIETSCH (AGH University of Science and Technology, Cracow, Poland)

Paweł M. ROWIŃSKI (Institute of Geophysics, PAS)

Steve WALLIS (Heriot Watt University, Edinburgh, United Kingdom)

Wacław M. ZUBEREK (University of Silesia, Sosnowiec, Poland)

Associate Editors

Łukasz RUDZIŃSKI (Institute of Geophysics, PAS) – **Solid Earth Sciences**

Jan WISZNIOWSKI (Institute of Geophysics, PAS) – **Seismology**

Jan REDA (Institute of Geophysics, PAS) – **Geomagnetism**

Krzysztof MARKOWICZ (Institute of Geophysics, Warsaw University) – **Atmospheric Sciences**

Mark GOŁKOWSKI (University of Colorado Denver) – **Ionosphere and Magnetosphere**

Andrzej KUŁAK (AGH University of Science and Technology) – **Atmospheric Electricity**

Marzena OSUCH (Institute of Geophysics, PAS) – **Hydrology**

Adam NAWROT (Institute of Geophysics, PAS) – **Polar Sciences**

Managing Editors

Anna DZIEMBOWSKA, Zbigniew WIŚNIEWSKI

Technical Editor

Marzena CZARNECKA

© Copyright by the Institute of Geophysics, Polish Academy of Sciences, Warsaw, 2020

ISBN 978-83-66254-03-9 eISSN-2299-8020

DOI: 10.25171/InstGeoph_PAS_Publs-2020-006

First Edition

Translated from Polish. Original title: Zielono-biała Księga Polskich Badań Polarnych
pod egidą Polskiego Konsorcjum Polarnego (PKPol)

Photo "Svalbard (Spitsbergen, Kaffiøyra region)" on the front cover by Ireneusz Sobota

Editorial Office

Instytut Geofizyki Polskiej Akademii Nauk
ul. Księcia Janusza 64, 01-452 Warszawa

Authors:

Prof. dr. hab. Marek Lewandowski (Editor-in-Chief)
Prof. dr. hab. inż. Żaneta Polkowska (Deputy Editor-in-Chief)
Prof. dr. hab. Wiesław Ziaja (Deputy Editor-in-Chief)

Dr. hab. Robert Bialik
Dr. Marek Ewertowski
Prof. dr. hab. Piotr Głowacki
Dr. hab. inż. Dariusz Gotlib
Dr. Agata Goździk
Dr. hab. Mariusz Grabiec
Dr. hab. Katarzyna Jankowska
Dr. Bartłomiej Luks
Dr. hab. Michał Łuszczuk
Dr. hab. Wojciech Majewski
Prof. dr. hab. Krzysztof Migąła
Prof. dr. hab. Jerzy Nawrocki
Prof. dr. hab. Rajmund Przybylak
Dr. hab. Krzysztof Pabis
Dr. hab. Ireneusz Sobota
Dr. hab. Mateusz Strzelecki
Prof. dr. hab. Waldemar Walczowski
Dr. hab. Michał Węgrzyn

Members of the Polish Polar Consortium (PPC) and their delegates to the PPC council (as of 31.12.2019):

Institute of Biochemistry and Biophysics PAS: Agnieszka Kruszezwska, M.Sc. (PPC president), Dr. hab. Robert Bialik
Institute of Geophysics PAS: Prof. dr. hab. Marek Lewandowski, Krzysztof Otto, MBA
Institute of Oceanology PAS: Prof. dr. hab. Waldemar Walczowski, Prof. dr. hab. Maria Włodarska-Kowalczyk
Institute of Paleobiology PAS: Dr. hab. Wojciech Majewski, IPal. PAS profesor, Dr. hab. Błażej Błażejowski
Polish Geological Institute – NRI Institute: Prof. dr. hab. Jerzy Nawrocki, Dr. Szymon Ostrowski
Gdańsk University of Technology: Prof. dr. hab. eng. Żaneta Polkowska, Dr. hab. Katarzyna Jankowska, GUT professor
Warsaw University of Technology: Dr. hab. eng. Dariusz Gotlib, Dr. hab. eng. Paweł Bylina, WUT professor
Adam Mickiewicz University in Poznań: Dr. hab. Witold Szczuciński, Dr. Marek Ewertowski, AMU professor
Jagiellonian University: Prof. dr. hab. Wiesław Ziaja (vice-president of PPC), Dr. hab. Michał Węgrzyn
Jan Kochanowski University: Prof. dr. hab. Ryszard Czarny
University of Łódź: Prof. dr. hab. Jacek Siciński, Dr. hab. Krzysztof Pabis, UŁ professor
Maria Curie-Skłodowska University: Dr. hab. Piotr Zagórski, Dr. hab. Michał Łuszczuk
Nicolaus Copernicus University: Prof. dr. hab. Rajmund Przybylak, Dr. hab. Ireneusz Sobota (vice-president of PPC)
Gdynia Maritime University: Dr. hab. eng. Henryk Śniegocki, GMU professor
University of Silesia: Prof. dr. hab. Jacek Jania, Dr. hab. Mariusz Grabiec
University of Wrocław: Prof. dr. hab. Krzysztof Migąła, Prof. dr. hab. Bronisław Wojtuń

CONTENTS

Editorial note	7
Acknowledgements	7
Acronyms/Abbreviations	8
Abstract	10
Streszczenie	11
INTRODUCTION	13
1. Aims of the book	14
2. Historical outline	15
3. The legal and organizational framework of polish polar research	16
3.1 Poland's polar policy and research	17
4. Outline of research potential	18
4.1 Collaboration at national level	19
4.2 International collaboration	19
POTENTIAL OF POLAR RESEARCH IN POLAND	21
5. Manpower	22
6. Research centers in poland dealing with polar areas	24
7. Polar infrastructure	39
7.1 Land infrastructure	39
7.2 Maritime infrastructure	45
7.3 Condition of polar infrastructure	46
POLAR RESEARCH ISSUES	49
8. Scientific fields in polar research	50
8.1 Biology and ecology	50
8.2 Environmental chemistry, hydrochemistry	51
8.3 Physics of the ionosphere and atmosphere	52
8.4 Physical geography, study of perennial permafrost, geomorphology, soil science and landscape research	53
8.5 Geology and geophysics	54
8.6 Hydrology, glaciology, snow research	54
8.7 Meteorology and climatology	55
8.8 Environmental microbiology	56
8.9 Social sciences and humanities	56

8.10 Oceanography	57
8.11 Paleobiology	57
9. Implemented research projects	58
THE FUTURE OF POLAR RESEARCH	61
10. The vision for future research, infrastructure and polar missions in Poland: proposals	62
10.1 Research which should be done in Poland in order to expand the knowledge on polar issues	64
10.2 Polar missions – proposals for structural solutions	65
11. Promotion and popularization of knowledge and education – forge of future polar researchers	66
12. Scientific papers published in the years 2007–2018 (in journals covered by JCR)	69

Editorial note

The White Paper¹ is a document containing officially developed conceptual proposals relating to specific EU policies and usually presents a catalog of specific proposals and measures to be implemented in order to achieve the EU treaty tasks.

The Green Paper² is a report gathering information on a specific topic, and usually provides a starting point for a White Paper.

The present book combines the qualities of both the White Paper and the Green Paper. It is published in two language versions: Polish and English.

Acknowledgments

Thanks are due to Ms. Anna Ostrowska for her help in editing the first version of the text, Mr. Mariusz Pasik for sharing the archival materials, and the editorial staff of the Institute of Geophysics PAS for preparing the final version for publication.

The text was translated into English by Anna Dziembowska.

¹ https://en.wikipedia.org/wiki/White_paper

² https://en.wikipedia.org/wiki/Green_paper

Acronyms/Abbreviations³

AMU = Adam Mickiewicz University in Poznań

- **AMU:FGGS** = Faculty of Geographical and Geological Sciences, AMU
- **AMU:DAET** = Department of Animal Ecology and Taxonomy, AMU
- **AMU:PS** = Polar Station of the AMU

Arctowski Station = Henryk Arctowski Polish Antarctic Station on King George Island, South Shetlands

DAB PAS = Department of Antarctic Biology, PAS (now the Department of Antarctic Biology, IBB PAS)

CPS = Center for Polar Studies (KNOW status)

Dobrowolski Station = Antoni B. Dobrowolski Polish Antarctic Station

GMU = Gdynia Maritime University

GUT = Gdańsk University of Technology

- **GUT:DWWT** = Faculty of Civil and Environmental Engineering, Department of Water and Wastewater Technology, GUT
- **GUT:FCh** = Faculty of Chemistry, GUT
- **GUT:DACH** = Faculty of Chemistry, Department of Analytical Chemistry, GUT

IBB = **IBB PAS** = Institute of Biochemistry and Biophysics, Polish Academy of Sciences

- **IBB:DAB** = Department of Antarctic Biology, Institute of Biochemistry and Biophysics, PAS

IGF = **IGF PAS** = Institute of Geophysics, Polish Academy of Sciences

- **IGF:DPMR** = **DPMR** = Department of Polar and Marine Research IGF PAS

IGS PAS = Institute of Geological Sciences, Polish Academy of Sciences

IO PAS = Institute of Oceanology, Polish Academy of Sciences

IPal PAS = Institute of Paleobiology, Polish Academy of Sciences

JKU = Jan Kochanowski University in Kielce

JU = Jagiellonian University in Cracow

- **JU:DPRD** = Department of Polar Research and Documentation of the Institute of Botany at the Faculty of Biology, JU
- **JU:IGSM** = Institute of Geography and Spatial Management of the Jagiellonian University at the Faculty of Geography and Geology, JU

KNOW = Polish acronym for National Scientific Leadership Centre

MCSU = Maria Curie-Skłodowska University in Lublin

- **MCSU:PS** = Polar Station of the MCSU
- **MCSU:FES** = Faculty of Earth Sciences and Spatial Management of the MCSU

MES = Ministry of Education and Science

MSHE = Ministry of Science and Higher Education

MSI = Ministry of Science and Informatization

NCRD = National Centre for Research and Development (NCBR in Polish)

³The abbreviations added by the translator in order to make the text more compact and readable

NCU = Nicolaus Copernicus University in Toruń

- **NCU:PS** = Polar Station in Spitsbergen of the Nicolaus Copernicus University
- **NCU:FESSM** = Faculty of Earth Sciences and Spatial Management
- **NCU:PRC** = Polar Research Center

NSC = National Science Center

PAS = Polish Academy of Sciences

PGI-NRI = Polish Geological Institute-National Research Institute

PNRP = Polish–Norwegian Research Program

PPC = Polish Polar Consortium

PPSH = **PPS Hornsund** = **Hornsund Station** = Stanisław Siedlecki Polish Polar Station Hornsund

PRMRI = Polish Road Map of Research Infrastructure

SCSR = State Committee for Scientific Research (KBN in Polish)

SIOS = Svalbard Integrated Earth Observing System

SPUB = Polish acronym for MSHE funds allocated for Special Research Equipment

SRC PAS = Space Research Center PAS

UG = University of Gdańsk

UŁ = University of Łódź

- **UŁ:DPBO** = University of Łódź, Institute of Ecology and Environmental Protection, Chair of Invertebrate Zoology and Hydrobiology, Dept. of Polar Biology and Oceanobiology, UŁ

US = University of Silesia

- **US:FES** = Faculty of Earth Sciences, US
- **US:IES** = Institute of Earth Sciences, US

UWM = University of Warmia and Mazury

- **UWM:FBB** = Faculty of Biology and Biotechnology, UWM
- **UWM:CMM** = Chair of Microbiology and Mycology, UWM

UW = University of Warsaw

- **UW:FG** = Faculty of Geology, UW
- **UW:CeNT** = Centre of New Technologies UW
- **UW:CeNT:LPCG** = **CeNT:LPCG** = Laboratory of Paleogenetics and Conservation Genetics at UW:CeNT

UWr = University of Wrocław

- **UWr:FESEM** = Department of Applied Hydrogeology, Faculty of Earth Sciences and Environmental Management, UWr
- **UWr:FBS** = Faculty of Biological Sciences, UWr
- **Baranowski Station** = Stanisław Baranowski Polar Station of UWr

WUT = Warsaw University of Technology

- **WUT:FGC** = Faculty of Geodesy and Cartography, WUT

Abstract

Polar research is a colloquial term for cross-area, cross-domain and interdisciplinary research in the Arctic and Antarctic. Polar research is mainly the domain of natural sciences, but technical sciences and humanities also grow in importance. Being vulnerable to climate change, polar regions are commonly considered as a kind of litmus paper of changes in geosystems, hence the importance of research done there. It aims at a better understanding of the processes taking place in the polar environment and the search for links between the bio-, litho-, atmo- and hydrosphere on the one hand, and the anthroposphere on the other, which would provide a better knowledge on the genesis of the present glaciation and then a reliable forecast of future global changes.

The document is composed of three main parts. The “Introduction” and presentation of the legal and organizational framework is followed by Part I, describing the potential of the polar scientific community in Poland along with the infrastructure and logistical means (on land and sea). Part II presents the research topics implemented in Polish scientific entities. In Part III we outline the future of polar research in Poland, trying to specify the most important directions, feasible with a view to the existing research potential.

At the end of the document, the achievements of polar community are displayed collectively in the form of a bibliography of over 800 scientific publications through the years 2007–2018, covered by the Journal Citation Reports. Keeping in mind that it is an output of about 300 scientists and technicians managing just two active polar stations (in the Arctic and Antarctic) and operating two small (though brave) research vessels, this is a respectable achievement. Worth emphasizing is also an additional yet not minor aspect of our polar activities, namely, the daily effort put into organization, logistics and maintenance of the material research base in the extreme natural environment.

To sum up, the general message of this document is a strong argument for promoting polar research in Poland, because the ratio of expenditures to cognitive and social effects seems to be very attractive from the point of view of the Polish Polar Policy and general scientific policy of the country.

Keywords: Polish polar research, Arctic, Antarctic, Polish polar infrastructure, Polish polar research potential, Polish polar scientific publications.

ZIELONO-BIAŁA KSIĘGA POLSKICH BADAŃ POLARNYCH POD EGIDĄ POLSKIEGO KONSORCJUM POLARNEGO (PKPoł)

Streszczenie

Badania polarne to kolokwialne określenie międzyobszarowych, międzydziedzinowych i interdyscyplinarnych badań naukowych, prowadzonych w Arktyce i Antarktyce. Badania polarne są domeną głównie nauk przyrodniczych, jednak coraz większą rolę odgrywają także badania z zakresu nauk technicznych i humanistycznych. Ze względu na wrażliwość na zmiany klimatyczne, rejon polarne uważane są powszechnie za swoisty papierek lakmusowy zmian w geosystemie, stąd waga badań przyrodniczych prowadzonych na tych obszarach. Zmierzają one do lepszego poznania procesów zachodzących w środowisku polarnym oraz poszukiwania sprzężeń pomiędzy bio-, lito-, atmo- i hydrosferą oraz antroposferą, co pozwoliłoby zrozumieć genezę obecnego zlodowacenia, a następnie wiarygodnie prognozować zmiany globalne w przyszłości.

Przedstawione opracowanie ma trójdzelną strukturę. Po „Wprowadzeniu” oraz naświetleniu ram prawnych i organizacyjnych, w części I dokument przedstawia potencjał środowiska naukowego w Polsce oraz infrastrukturę i środki logistyczne (lądowe i morskie), znajdujące się w jego dyspozycji. W części II przedstawiono uprawiane w Polsce tematyki badawcze w podziale na krajowe jednostki naukowe. Część III szkicuje przyszłość badań polarnych w Polsce, starając się zidentyfikować najważniejsze kierunki działań naukowych, które znajdują oparcie w aktualnej bazie badawczej.

Na końcu opracowania, przedstawiono zbiorczo osiągnięcia środowiska polarnego, w postaci bibliografii ponad 800 publikacji naukowych z okresu 2007–2018, przygotowanej na podstawie analizy Journal Citation Reports. W zestawieniu z liczbą ok. 300 pracowników naukowo-badawczych i technicznych zaangażowanych w badania polarne, dwóch czynnych stacji polarnych w Arktyce i na Antarktydzie oraz dwóch niewielkich, choć dzielnych jednostek pływających, to jest to dorobek budzący szacunek. Dodatkowym i wcale nie najmniej ważnym aspektem działań środowiska polarnego w Polsce na rzecz badań w rejonach podbiegunowych jest codzienny wysiłek, wkładany w organizację, logistykę i utrzymanie materialnej bazy badawczej w ekstremalnym środowisku przyrodniczym.

Podsumowując, ogólne przesłanie niniejszego dokumentu stanowi mocny argument dla wpierania badań polarnych w Polsce, albowiem stosunek nakładów do efektów poznawczych i społecznych wydaje się bardzo atrakcyjny z punktu widzenia Polskiej Polityki Polarnej oraz generalnej polityki naukowej Państwa.

Słowa kluczowe: polskie badania polarne, Arktyka, Antarktyda, polska infrastruktura polarna, polski potencjał badawczy badań polarnych, polskie polarne publikacje naukowe.

INTRODUCTION

1. AIMS OF THE BOOK

Polar research is a colloquial term for cross-area, cross-domain and interdisciplinary research in the Arctic and Antarctic. Polar research is mainly the domain of natural sciences, but the role of technical sciences and humanities is also growing. The most important aim of this research is to deepen the understanding of the processes taking place in the polar environment and to find the links between the bio-, litho-, atmo- and hydrosphere on the one hand and the anthroposphere on the other.

The polar zones – the Arctic around the North Pole and the Antarctic around the South Pole – are the areas of the globe that most dynamically respond to climate change. This is because the increase in temperature leads to the disappearance of the light ice cap and exposes an ever-increasing surface of the dark ocean, which heats up faster, reinforcing the effect of temperature rise (the so-called polar reinforcement or amplification). In the global energy exchange system, therefore, an increased share of greenhouse gases intensifies the temperature rise in the Polar Regions, leading to a reduction in the air temperature difference between polar and tropical zones. Geological data indicate that at the beginning of Cenozoic, about 60 million years ago, the temperature at the poles was by about 50°C higher, while at the Equator it was only a few degrees higher than today, so that the temperature distribution on Earth was more even and the climate zones were much less diversified than today. For millions of years the Earth was a warm planet, with several short (on a geological scale) glacial episodes. The global cooling process over the last 55 million years has dramatically changed the pattern of climate zone layout. The current glaciation, covering both hemispheres, has a global dimension and is sometimes considered to be the largest glaciation on Earth in the last 500 million years. However, it seems to be coming to an end and it is possible that the anthropogenic process of retreating from global cold and returning to a warm climate on Earth has begun.

Due to their vulnerability to climate change, the Polar Regions are commonly considered to be a kind of litmus paper of changes in geosystems, hence the importance of natural research conducted in these areas. It aims at a better understanding of both the origins of the present and the forecasting of global changes in the future.

The scientific research in the Polar Regions has also become a strong argument in politics, and the scientists involved in this research have become scientific ambassadors of their countries, especially in the extraterritorial area of the Antarctic continent. Several dozen countries, with thousands of researchers, participate in the research, permanent and temporary stations and ships are being built, and scientific publications resulting from polar studies have a significant share in the global scientific legacy. Based on the results of this research, political decisions have been made at the international level (e.g. Kyoto Protocol 2005), as well as UN resolutions and conventions, such as the United Nations Framework Convention on Climate Change (1994), have been enacted.

Polish Arctic and Antarctic researchers engage in polar research as far as financial and infrastructural capabilities allow. Their main objective is to get a better knowledge of trends in climate change and their consequences for the natural environment, including rising ocean levels, changes in water relations on continents and the evolution of the biosphere by adapting it to changing environmental conditions. An important aspect of Polish involvement in polar research, along with its cognitive value, is the possibility of expert, based on own observations, support for the country's public administration and the economy in planning activities necessary for survival in the new natural environment.

The aim of this document is to present the current state of Polish research in the polar areas, as well as to suggest the main directions for further development of this research, taking into account its educational and cognitive importance and its social and economic utility. The book is addressed to the state administration and the scientific communities in Poland, those already engaged in polar studies as well as those seeking new openings in their current research. The book should also be a starting point for updating the current Polar Research Strategy⁴.

The document is composed of three main parts. Having presented the legal and organizational framework, the document highlights the scientific potential, research topics practiced in Poland and outlines the future of polar research in our country, keeping in mind the condition of the national budget.

2. HISTORICAL OUTLINE

The tradition of exploring the Polar Regions by Polish researchers dates back to the end of the 19th century, as concerns both the Arctic and the Antarctic. In 1897, a Belgian expedition, in which two Poles, Henryk Arctowski (1871–1958) and Antoni B. Dobrowolski (1872–1954) took part, went from Antwerp to the Antarctic region. Currently, two Polish polar stations in Antarctica bear the names of those researchers, whose contribution to the development of cryosphere research cannot be overestimated. Although at the beginning of the twentieth century Polish polar scientists were few in number, their experience made it possible for the researchers from reborn Poland to participate in the Second International Polar Year and organize a year-long expedition to Bear Island (1932/1933), belonging to the Svalbard archipelago and located on the Barents Sea, between Scandinavia and Spitsbergen. The importance of this expedition, both scientific as well as organizational, social and political, was enormous. A series of consecutive expeditions in the 1930s, to Spitsbergen and Greenland, strengthened the position of Poland in polar research. The collected experience created an opportunity for Poland to participate in the work of the Third International Polar Year, also known as the International Geophysical Year (1957/1958), as well as to establish the Polish Polar Station over the Hornsund Fjord in Spitsbergen and carry out year-round research there, and to acquire (from the USSR) the A. B. Dobrowolski Station in the Bunger Oasis in Eastern Antarctica (Fig. 1).

Another opening in Polish polar research took place in the 1970s, when a series of scientific expeditions to Spitsbergen began. The decision to build the H. Arctowski Polish Antarctic Station in the South Shetland archipelago (1977) and the thorough reconstruction of the Hornsund station in Spitsbergen (1978) gave grounds for the development of multidisciplinary research in both polar zones, based on the output of the year-round scientific expeditions to these stations and their usability in the logistics of summer expeditions to more remote areas.

Of particular importance is the great experience and high competence gained by several hundred Polish participants in polar research over four decades. Permanent stations with laboratories – polar research platforms – have enabled extensive cooperation with many centers around the world. Its manifestation was the involvement of Polish scientific teams in the work

⁴ http://www.kbp.pan.pl/index.php?option=com_content&view=article&id=304&Itemid=128&lang=en

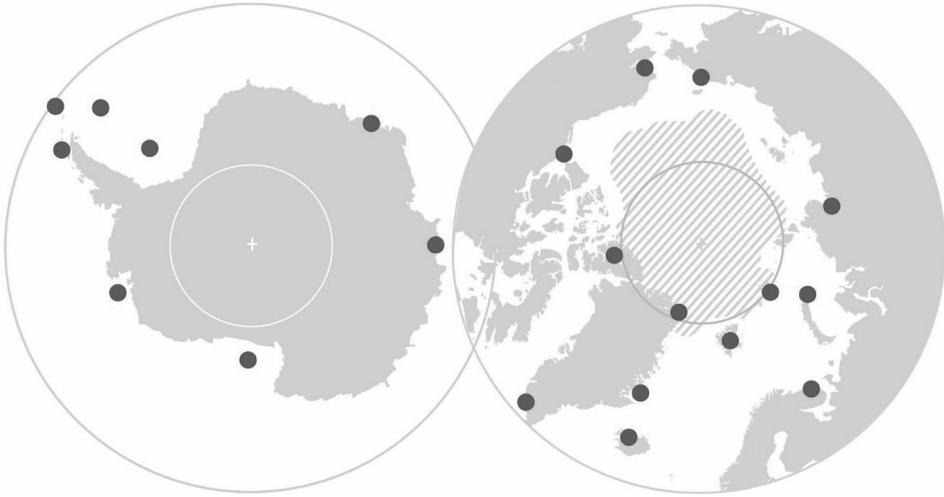


Fig. 1. The regions of Polish polar research in the Arctic and the Antarctic from the end of the 19th century until today.

of the Fourth International Polar Year (2007–2009). It was visible on a European scale, despite the extremely modest condition of our polar fleet, represented by two vessels, r/v OCEANIA and r/v HORIZONT II, whose low ice class limits the area of operation to the waters of the European part of the Arctic. At this point it should be noted that the basic barrier against further development of Polish polar research is the lack of a research vessel that would be able to operate in both the Arctic and the Antarctic. In particular, the exploration of the Antarctic is currently totally dependent on the possibility of chartering a suitable vessel on the international market.

The growth of interest in polar areas, both in Poland and around the world, has significant scientific, economic and political consequences. The polar race, which started at the end of the 19th century, is still going on and motivates many countries, geographically distant from the polar circles, to explore the polar areas both for cognitive reasons and for foreseeable economic activity in these regions. This situation should encourage the consolidation of the activities of Polish polar centers and create a vision for the development of polar research in the next decade. Without our active and effective polar policy, we will be passive observers of the events taking place in these crucial geosystemic areas of the planet in the future.

3. THE LEGAL AND ORGANIZATIONAL FRAMEWORK OF POLISH POLAR RESEARCH

In the framework of the Antarctic Treaty, Poland is one of the 29 countries managing the part of the world south of the 60°S parallel and is fulfilling its treaty obligations, e.g., by carrying out scientific investigations there with the use of the infrastructure of a research station built in 1977. It should be stressed that, according to Article IX (2) of the Treaty, Poland's presence in the Antarctic is possible only due to the fact that it "carries out substantial scien-

tific research and has established a scientific station". Thus, maintaining our research capacity in the Antarctic is of vital importance for Poland's further full participation in the Antarctic Treaty System and translates into the international position of our country. The key role in this respect is played by the Polish Antarctic Station Svalbard named after Henryk Arctowski⁵.

In the Arctic, Poland is present mainly in Svalbard. Under the 1920 Paris Treaty⁶, the Svalbard archipelago (in original language: Spitsberg archipelago) was placed under the administration of the Kingdom of Norway, while ensuring equal access to this territory for the countries that are parties to the Treaty. Poland ratified the Treaty in 1931. A Polish research station on the Hornsund Fjord⁷ has been operating on Spitsbergen, the archipelago's largest island, since 1957.

3.1 Poland's polar policy and research

Polish polar research was financed by virtue of decisions and commissioned programs of the government. Preparations for Poland's participation in the 4th International Polar Year 2005–2007 were financed in this way. Recently, Polish polar infrastructure has been maintained owing to the Ministry of Science and Higher Education (MSHE) funds allocated for Special Research Equipment (SPUB). Scientific teams and individual researchers gain funds under the general rules of scientific competitions in research funding agencies, within the Framework Programmes of the European Union, by the National Science Centre, National Centre for Research and Development, Norwegian Financial Mechanism and other.

Polar research has been part of our national culture for nearly a hundred years, and now it is building the image and prestige of Poland in the international dimension, allowing us to meet the international treaties and obligations that the countries responsible for recognizing the state of the Earth's natural environment should fulfill. We have great traditions and scientific achievements, great experience, excellent staff and our own research platforms in the Arctic and Antarctic. It should be stressed, however, that so far the driving force behind the progress of polar research in Poland has been the persistence of the scientific community in permanent search for funds for infrastructure and research. While other countries are rapidly developing the infrastructure of their bases and polar stations and building new research vessels, on our side it is only the Stanisław Siedlecki Polish Polar Station Hornsund (PPSH) that maintains its world-class level as a complex research facility. The Arctowski Station is struggling with financial and organizational problems in connection with the relocation of the infrastructure to a less environmentally sensitive site, and the *r/v OCEANIA* is lagging behind on account of the inevitably running time. Financing limited to measures for securing the operation provided by the SPUB and gained in research grant competitions will not establish a stable position of Polish polar research and services in the international market. It is to be decided: should we take a step backwards, stay in the current state, or develop. Only the first eventuality does not require an increase in funding for polar research.

⁵ <http://www.arctowski.pl/?p=2>

⁶ <https://hornsund.igf.edu.pl/hornsund.old/traktat.html>

⁷ <https://hornsund.igf.edu.pl>

4. OUTLINE OF RESEARCH POTENTIAL

A permanent sign of Poland's scientific presence in both polar areas is the two Polish research stations: Stanisław Siedlecki Polish Polar Station Hornsund (PPSH) on the Hornsund Fjord in Svalbard and the Arctowski Station on King George Island in South Shetlands.

Moreover, Poland is in possession of the OCEANIA research vessel that has been active in Arctic waters for 28 years and the HORIZONT II training and research vessel in operation since 2000. Each year, OCEANIA carries out, during 40 days, research in the Greenland Sea and Spitsbergen coastal waters under the AREX multidisciplinary program. The vessel HORIZONT II combines transporting (transporting people and equipment to the PPSH) and research functions. It should be emphasized that none of these ships fully meets the needs of polar research, as their area of operation is limited to the Arctic, excluding the Antarctic.

An important part of the infrastructure and scientific activity in Svalbard are also the field stations of the University of Wrocław, Nicolaus Copernicus University in Toruń, Maria Curie-Skłodowska University in Lublin and Adam Mickiewicz University in Poznań, which are used by both Polish and foreign scientists.

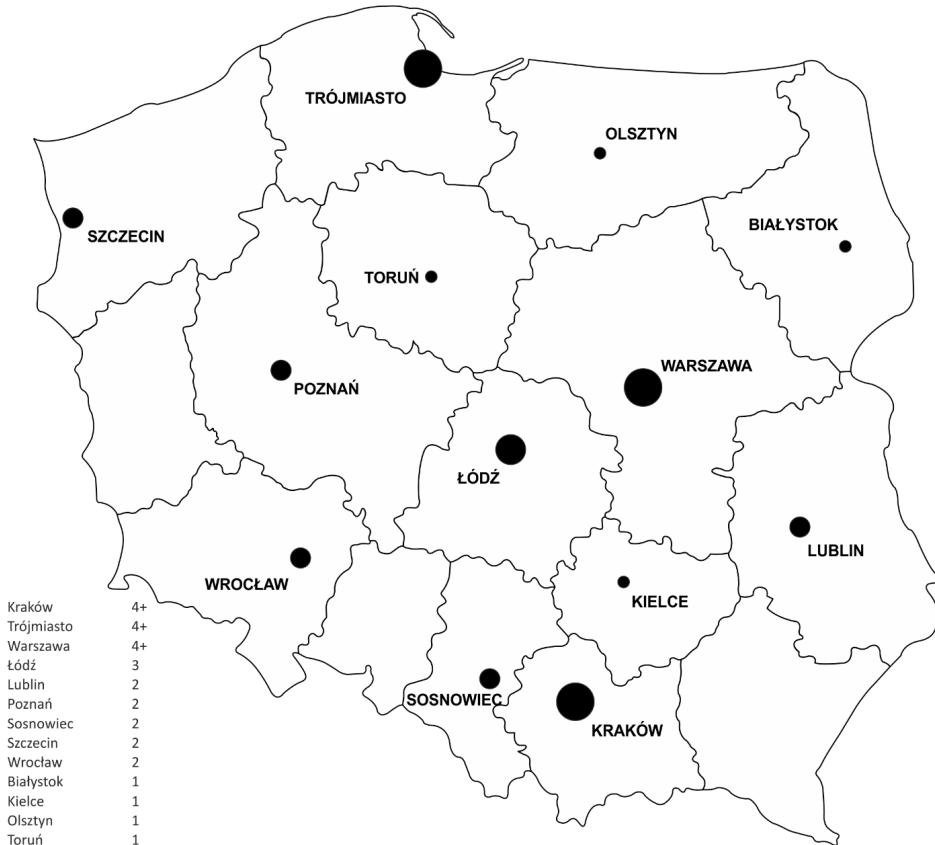


Fig. 2. Centers where polar research is conducted in Poland; the size of the black circles is proportional to the number of institutions involved, without assessing the quality of the substantive contribution to the polar research.

The scientific community dealing with polar research in Poland consists of about 300 people affiliated to universities and polytechnics (mainly Warsaw and Gdańsk) and institutes of the Polish Academy of Sciences and, in a smaller number, research institutes (Fig. 2). Its scientific representation is the Polar Research Committee at the Presidium of the Polish Academy of Sciences, established in 1977, supported by the Polish Polar Consortium, established in 2012, which currently comprises 15 scientific institutions. In addition, in 2013 there was established the Centre for Polar Studies (CPS) convened by the Faculty of Earth Sciences of the University of Silesia (leading entity), the Institute of Geophysics, Polish Academy of Sciences, and the Institute of Oceanology, Polish Academy of Sciences; in the years 2014–2018 it had a status of National Scientific Leadership Centre KNOW in Earth Sciences. CPS promotes and carries out interdisciplinary research and teaches the young academic staff.

4.1 Collaboration at national level

Integration of polar research in Poland is an undoubted success of the national polar community. Within the framework of the activity of the Polar Research Committee of the Polish Academy of Sciences, Polish Polar Consortium or Centre for Polar Studies, there are regular consultations and joint actions. These organizations gather information about the infrastructure and access to it, and, more importantly, they execute multidisciplinary research projects, including those which constitute Poland's participation in international polar projects. Integration on the social level has been supported for over 40 years by the Polar Club at the Polish Geographic Society, which organizes cyclic symposia for scientists, explorers, sportsmen and polar tourists. Implementation of many Polish polar research projects is based on cooperation between national centers, thus leading to comprehensive studies and exchange of experience.

4.2 International collaboration

Poland is an active member of the following polar organizations and international cooperation structures:

- Arctic Council – a high-level intergovernmental cooperation forum in which Poland has a status of observer;
- The Antarctic Treaty – an intergovernmental cooperation structure in which Poland has a status of consultant member;
- The Commission for the Conservation of Antarctic Marine Living Resources (CCAMLR);
- Scientific Committee on Antarctic Research (SCAR);
- International Arctic Science Committee (IASC);
- European Polar Board (ERA);
- International Permafrost Association (IPA);
- Forum of Arctic Research Operators (FARO);
- The Council of Managers of National Antarctic Program (COMNAP);
- The Association of Polar Early Career Scientists (APECS).

The international scientific cooperation in polar areas was initiated in the 1880s, when the First International Polar Year was announced. Today, modern research would not have been possible without international cooperation – mutual support in logistics and infrastructure. Polish institutions actively cooperate at the level of research teams and institutes with the most important research centers abroad. International cooperation facilitates the promotion of Poland as a dynamic country, with aspirations to play a significant role in polar research, and enables us to participate in large scientific projects.

POTENTIAL OF POLAR RESEARCH IN POLAND

5. MANPOWER

Polish polar scientific community gathers specialists from various fields of science, at all levels of their career, scattered in numerous centers. In the years 2007–2017, research related to the Polar Regions was conducted in Poland by about 370 people from 27 institutions (universities and research institutes). This group includes the researchers who have devoted their entire scientific careers to polar areas, as well as those who have been involved in polar projects only episodically.

Figure 3 presents the number of scientists involved in polar research, taking into account their career stages, measured by the highest degree/title awarded in the years 2007–2017.

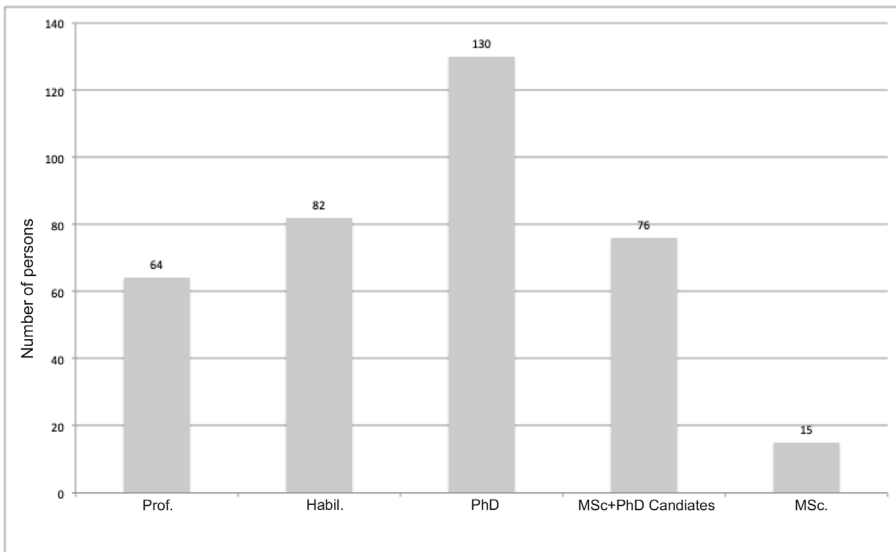


Fig. 3. Number of scientists involved in polar research in 2007–2017, grouped according to the stages of their professional career. Compilation of data: Piotr Głowacki.

Currently (2019), the number of people (scientific and technical staff) dealing with polar issues in Poland reaches about 300, some 1/3 of them being employed by the Institute of Oceanology, Polish Academy of Sciences.

In the years 2001–2017, there were 220 diploma theses related to the Polar Regions, 73 people defended their doctoral dissertations on polar subjects, 28 persons obtained the degree of doctor habilitatus, and five persons obtained the title of professor.

The intense research conducted in the past decade gave grounds for obtaining a number of grants, financed from both the domestic and foreign sources, as well as for issuing numerous publications. There were 124 grants financed from the funds of the National Science Center and earlier the State Committee for Scientific Research: in the analyzed period, Polish scientists also participated in 109 grants financed or co-financed with foreign funds.

Over the years 2007–2017, the number of publications on polar issues in the best international journals, authored or co-authored by scientists from Polish institutions, has been systematically growing: from 85 in 2007 to 268 in 2017 (Fig. 4).

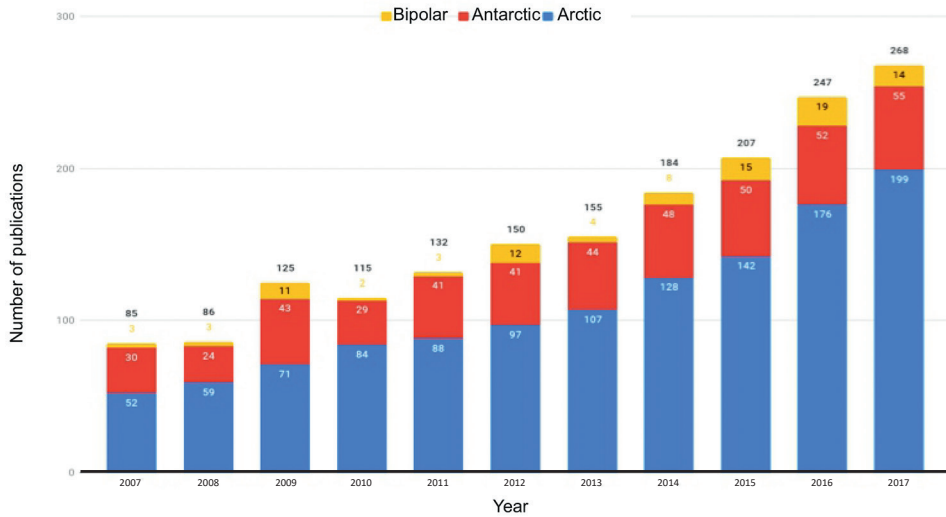


Fig. 4. Number of publications on the Arctic, Antarctic and bipolar, authored or co-authored by scholars from Polish institutions, in the years 2007–2017, source: Web of Science. Compilation of data: Piotr Głowacki.

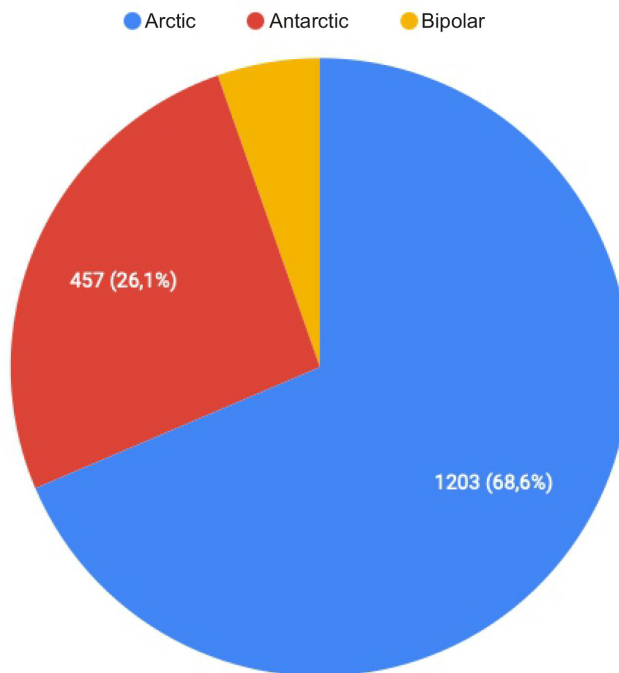


Fig. 5. Share of publications on Arctic, Antarctic and bipolar topics authored or co-authored by scholars from Polish institutions in 2007–2017, source: Web of Science. Compilation of data: Piotr Głowacki.

Regarding the share of Arctic, Antarctic and bipolar publications in the total number of publications, about two-thirds (68.6%) were those dealing with the Arctic, about a quarter (26.1%) with the Antarctic, and the rest were the bipolar ones (Fig. 5). These proportions have been rather stable throughout the analyzed period. A special area, well established in the tradition of Polish polaristics, is the Svalbard Archipelago.

The achievements of Polish scholars, expressed in publications, academic degrees or presentations at scientific conferences (Fig. 6) are highly valued by our partners and are a strong argument in the applications of our researchers for Polish and foreign funds.

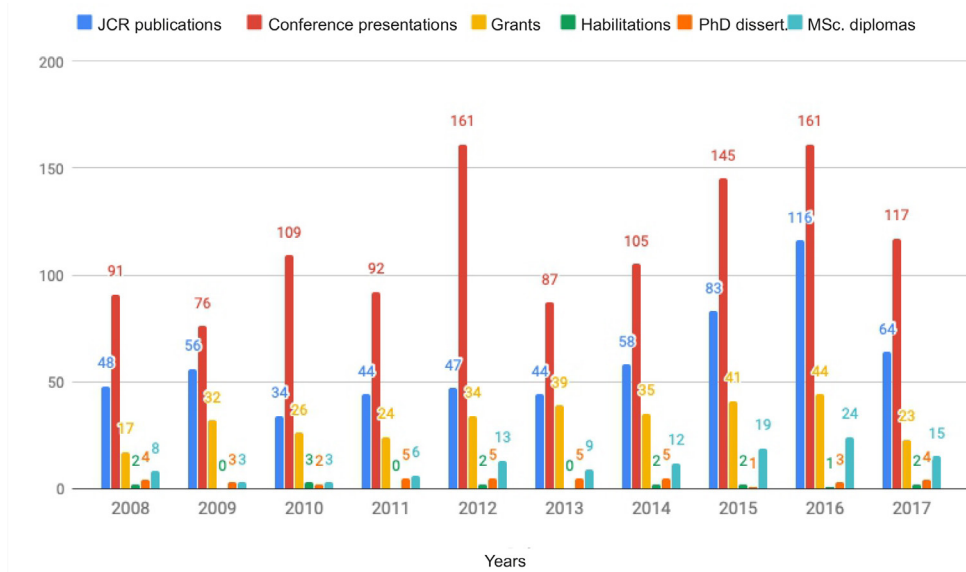


Fig. 6. Output of Polish scientific activity in Svalbard in the years 2008–2017, source: JCR – Journal Citation Index. Compilation of data: Piotr Glowacki.

6. RESEARCH CENTERS IN POLAND DEALING WITH POLAR AREAS

This chapter presents the potential of scientific centers (presented in alphabetical order according to the parallel Polish edition), as illustrated, by some of their achievements. The institutions listed below cooperate with other research centers, that are not explicitly described here (e.g. Space Research Center, Polish Academy of Sciences; Institute of Geophysics, University of Warsaw; J. Kochanowski University in Kielce; Faculty of Biology of the University of Białystok; Gdynia Maritime University; and Faculty of Oceanography and Geography, University of Gdańsk), which effectively, although sporadically or in a narrow range, are involved (or have been involved in past decades, such as the now-defunct Institute of Biology of the University of Białystok) in the study of the polar areas.

Institute of Biochemistry and Biophysics PAS (IBB PAS), Department of Antarctic Biology (IBB:DAB)

IBB PAS is a scientific institution which carries out a wide range of research in areas such as molecular genetics of bacteria and yeasts, mutagenesis and DNA repair, plant molecular biology, structural biology and bioinformatics. The Institute maintains one of the world's larg-

est banks of polar psychrophilic microorganism strains, including those with the potential of being biotechnologically useful.

Since 2012, the Institute manages the Arctowski Station on King George Island in Antarctica. Based on the Station, the IBB PAS, together with the Ministry of Foreign Affairs, represents Poland in Antarctic management organizations: ATCM (Antarctic Treaty Consultative Meeting) and CEP (Committee for Environmental Protection), and its employees act as scientific advisors to the Ministry of Foreign Affairs on all matters related to the Poland's presence in the Antarctic (e.g., they participate, among other representatives from research institutes, in the annual Polar Task Force meetings).

The IBB PAS, together with the relevant international institutions, takes care of two Antarctic Specially Protected Areas (ASP 128 Western Shore of Admiralty Bay and ASP 151 Lions Rump), taking all necessary environmental management measures and preparing appropriate management plans. The research and monitoring carried out on the basis of the Arctowski Station is therefore an effective tool to support and enable the proper fulfillment of Poland's international obligations.

In the years 2014–2017, a series of abiotic environment monitorings was launched in Antarctica, including: the calving process of the Lange Glacier, hydrology of the Baranowski Glacier, atmospheric pollution in water bodies, environmental geochemistry, which was carried out in cooperation with the Gdańsk University of Technology and the University of Gdańsk. In addition, the Arctowski Station has been equipped with a second automatic meteorological station, and is the first station on King George Island to continuously monitor the balance of solar radiation in a wide spectrum range.

The IBB PAS also provides, on the basis of the Station's materials, a scientific advisory service to the Ministry of Maritime Economy and Inland Navigation concerning the Commission for the Conservation of Antarctic Marine Living Resources (CCAMLR) in a broad spectrum of deep-sea fisheries issues (in the Southern Ocean area), in order to formulate the standpoint of Poland and to build substantive arguments to implement it for deep-sea areas.

Institute of Geophysics PAS (IGF PAS), Department of Polar and Marine Research (DPMR)

IGF PAS manages and is responsible for the infrastructure of the Polish Polar Station Hornsund (PPSH). Using the PPSH infrastructure, DPMR conducts (in cooperation with other IGF PAS units and other scientific institutions in Poland and abroad) observations of processes occurring within the Earth, the hydrosphere and the atmosphere, submitting the results to world data centers (see <https://hornsund.igf.edu.pl/>). The main goal of DPMR's research is to get a better understanding of the phenomena and dynamics of physical and chemical processes in the polar climate occurring in the abiotic part of the geosystem. The information collected is unique, since the observatories recording physical and chemical parameters of the abiotic environment in the extreme polar conditions are scanty. Thanks to the many-year monitoring, the IGF PAS is in possession of the long time series of meteorological and magnetic data that are unique in the Arctic research practice. Also, the monitoring of UV radiation has been carried out at Hornsund Station since 1996 up to now, with the use of annually calibrated wide-band biometers.

DPMR actively participates in the implementation of international scientific programs and projects, such as the Svalbard Integrated Arctic Earth Observing System (SIOS), INTERACT, INTAROS, EU-POLARNET, or educational projects such as EDU-ARCTIC, ERIS, ODDYSEY, or BRITEC. These projects are financed from European Commission sources and the contributions of consortium members participating in the projects. In addition, the em-

ployees of the Department participate in eight projects financed by NSC, SIOS, US NSF and the Research Council of Norway (as at the end of 2018). The full list of projects is available at <https://www.igf.edu.pl/projekty-w-igf-pan.php>.

DPMR currently employs seven researchers and supervises one PhD student (as of June 2019). In total, about 20 people are involved in polar research. Scientific publications cover a wide thematic scope, including geophysical research into solid Earth, hydrosphere and atmosphere, geochemistry and geology of the Arctic and Antarctic, and even teaching in natural science subjects. In addition to the PPSH infrastructure, IGF PAS is in charge of the scientific instrumentation for polar investigations financed under the first stage of the program named Polish Multidisciplinary Polar Research Laboratory PolarPol (see <https://www.polarknow.us.edu.pl/bazy-danych/igf-bazy/>). PolarPol is a project placed on the Polish Road Map of Research Infrastructure (PRMRI). Alongside, IGF PAS uses its own paleomagnetic laboratory of international standard, and also cooperates with the most modern geochemical laboratories in Poland and other countries. Recently, IGF PAS obtained financial resources from the Ministry of Science and Higher Education, intended for the reactivation of the Polish Antarctic Station named after Antoni B. Dobrowolski in the Bunge Oasis (East Antarctica), inoperative for many years. Its organizational and scientific goal is to conduct natural observations (seismic, geomagnetic, meteorological) using autonomous and automatic geophysical stations capable of continuous operation for one year at least. Ultimately, data should be submitted online to world data centers.

In seismic studies, IGF PAS has been closely cooperating with the Institute of Geophysics of the University of Warsaw for years. The combined potential of both institutes gave grounds for scientific activities of international importance. In the last decade, materials collected during four Geophysical Expeditions to West Antarctica in 1979–1991 were reinterpreted. The data collected from 20 seismic refractive profiles and 12 reflective seismic profiles allowed us to present models of the structure of the Earth's crust and upper mantle northwest of the Antarctic Peninsula – from the island of Adelaide in the south to the island of Elephant in the north. The output of this work has been presented in a number of publications, including the concept of the geodynamic model, the map of the Moho boundary depth in the study area, and joint results of modeling of gravity and magnetic anomalies along seismic profiles crossing the Bransfield Strait, South Shetland Islands and the South Shetland Trench. Using modern data processing methods it became possible to accomplish, for the first time, a comprehensive interpretation of seismic sections, with a total length of about 1000 km, acquired during the first, 1979/1980 expedition. Data from reflection profiles have been submitted to the international Antarctic Data Center ANTOSTRAT.

Institute of Geological Sciences PAS (IGS PAS)

In the last decade, the IGS PAS' polar research concerned the Cenozoic geological systems in West Antarctica, focusing on the reconstruction of the history of the origin and stages of development of the Antarctic ice cover. Field research covered the area of the James Ross basin (geological outcrops of the Seymour, James Ross and Vega islands in the Weddell Sea) and the volcanic arc area of the northern Antarctic Peninsula, in particular the geological outcrops of King George Island. Research in Antarctica was made possible by cooperation with the Department of Antarctic Biology, PAS (now the Department of Antarctic Biology, IBB PAS) and the Instituto Antártico Argentino (Dirección Nacional del Antártico) in Buenos Aires. A detailed recognition of rock formations containing the geological record of the pre-glacial period (Eocene), the initial stage of ice cover spread (early Oligocene), the late Oligo-

cene interglacial and glacial Miocene periods was made. The reconstruction of paleoclimatic phenomena associated with the development of ice cover required combined research from many fields in broad domestic and foreign cooperation. As a result, a new stratigraphic diagram of the stages of the West Antarctic glaciation was presented for the age range between 50 and 20 million years ago, and the age of ice cover reaching the top of the Antarctic Peninsula was determined at 32 million years ago. IGS PAS has also performed geochemical survey on the oldest rocks in the areas of Enderby Land (Antarctica), Greenland and Labrador.

In 2018, IGS PAS, due to objective circumstances (personnel changes), decided to suspend polar research and withdrew from the Polish Polar Consortium.

Institute of Oceanology PAS (IO PAS)

The core of the Institute's arctic activity is the AREX long-term multidisciplinary observation program. An important part of it are the annual scientific expeditions of the research vessel *r/v OCEANIA* conducted since 1988 as part of the Institute's statutory activities. Up to now, there have been 30 research expeditions over summer seasons. The main research areas are the Norwegian, Barents and Greenland seas as well as the coastal waters and fjords of the Svalbard Archipelago. In recent years, when the summer ice cover withdraws, the research of *r/v OCEANIA* is more and more often conducted in the Arctic Ocean, north of the Strait of Fram and Svalbard. *R/v OCEANIA* is the only Polish scientific vessel conducting systematic research on open ocean. AREX expeditions are the largest and most comprehensive Polish polar expeditions, during which interdisciplinary research of the marine abiotic and biotic environment is done. Their additional value lies in the fact that data is collected each year on the same measuring grid and in the same period of the year. This made grounds for creating many unique data series. Each year, measurements from the board of *r/v OCEANIA* are performed by several dozen scientists from Poland and other countries; during the 60 days of stay in the Arctic this makes up more than 700 man-days of research.

At the IO PAS, arctic research is conducted in the following departments: Marine Dynamics, Marine Physics, Marine Chemistry and Biochemistry, Marine Ecology, Genetics and Marine Biotechnology, and in the following laboratories: Marine Pollution and Paleoceanography. Over 100 out of a total of 150 employees are involved.

The IO PAS has developed comprehensive strategic directions in which statutory research of the Arctic is conducted. These are:

- the role of the ocean in shaping the climate and the effects of climate change in European seas;
- contemporary changes in ecosystems along the shelf sea shores;
- genetic and physiological mechanisms of the functioning of marine organisms. These directions cover a wide spectrum of research related to the causes, dynamics and effects of environmental changes in the Arctic. The most important long-term observation programs include:
- monitoring of changes in the physical properties and dynamics of Atlantic masses flowing into the Arctic Ocean and the Svalbard fjords;
- monitoring of selected elements of the biological environment (taxonomic composition, biodiversity and biomass of plankton and benthic complexes) in the Fram Strait and fjords of West Spitsbergen;
- optical, acoustic, chemical, genetic, paleoceanographic research and research on the sea-atmosphere exchange processes in the Arctic regions.

In addition to statutory research, the IO PAS, participates in a number of programs and national and international grants. The scientists of the IO PAS are involved in the study of many Polar Regions conducted from foreign ships and research stations in the Arctic and

Antarctic. IO PAS participates in many comparative studies of the Southern Ocean and Arctic Ocean, including ecological research on marine benthos or water masses.

Institute of Paleobiology PAS (IPal PAS)

The Institute's research in both polar areas has been conducted practically incessantly since the 1970s. Out of the approximately 20 scientists currently employed at the Institute, more than half were involved in polar research to a greater or lesser extent. Specimens of fossils and rocks, primarily from King George Island in South Shetlands and the ones obtained in cooperation with the Argentinean side (Instituto Antartico Argentino) from Seymour Island (West Antarctica), as well as from Spitsbergen and Greenland, constitute a significant part of the Institute's collection, which in recent years has obtained independent financing in the framework of SPUB. Some specimens are also presented as part of the permanent exhibition of the IPal PAS's Museum of Evolution at the Palace of Culture and Science in Warsaw, as well as loaned to other institutions. The Institute is consistently upgrading and enlarging its research equipment. The Institute was a member of the NanoFun consortium, which created a unique center focused on the development of functional materials, while working on the most current problems in nanotechnology, microfluidics, biotechnology, medical sciences and environmental protection. Two laboratories have been created at the Institute, equipped with – the first in Poland – cathodoluminescent microscope with a hot cathode containing a spectroscopic system and an x-ray microtomograph with submicrometer resolution. In the near future, a high-resolution scanning electron microscope with rich equipment will be purchased from the MSHE targeted grant. A modern research platform will be created based on mutually complementary high-resolution electron microscopy and computer microtomography techniques, enabling ambitious interdisciplinary research in geology, chemistry, physics and biomedicine.

In the last decade, IPal PAS continued research on fossils from Cenozoic marine and sea-glacial sediments of the Antarctic Peninsula region accumulated in 1976–2007. A number of publications describe various biotic complexes inhabiting the Antarctic coastal seas during the last 50 million years. This broadened the knowledge about changes in the living world during the progress of biogeographic isolation and cooling of the Antarctic climate. Comprehensive actuarial and paleontological research is also carried out based on Antarctic microfossils, mainly hole saws. They are a rich source of information when reconstructing the conditions of the natural environment, as well as the chronology of deglaciation processes after the maximum of the last glaciation (last 20,000 years). These studies are conducted using foreign research platforms, in cooperation with centers from the USA (Rice University, Louisiana State University), primarily in the Antarctic Peninsula, Pine Island Bay, as well as in the Ross Sea. In cooperation with the University of Geneva, as well as the Laboratory of Paleogenetics and Conservation Genetics at UW:CeNT, biogeographic and paleoenvironmental research is in progress, first restricted to hole saws, and ultimately embracing other groups of organisms.

IPal PAS employees are also involved in Arctic research. The study of Precambrian-Paleozoic sequences of sedimentary rocks of northern Russia and Spitsbergen was continued. A team of paleontologists from IPal PAS, in cooperation with foreign scientists, has been reconstructing groups of invertebrates from fossil chemosynthetic environments from the Arctic. These studies included Jurassic, Cretaceous and Paleocene sites from the Arctic Archipelago, Spitsbergen and New Earth. In July 2014, IPal PAS organized an international research expedition to East Greenland, to search for remains of Late Triassic vertebrates in the Carlsberg Fjord (Jamson Land). Systematic exploration has resulted in a rich collection of petrified bones and tracks. Finding the remains of late Triassic mammals that are subject to further testing should be considered a greatest success.

Polish Geological Institute–National Research Institute (PGI–NRI)

Research in King George Island concerning the stratigraphy of volcanic sequences and also paleomagnetic research have been conducted by the PGI–NRI since 2007. The results obtained and expected in the future are the following: precise location in time of Cenozoic glaciations of this island; precise location in time of mineralization phenomena, especially polymetallic sulphide mineralization; precise placement in time of the Bransfield Rift; reconstructions of the geodynamics of individual terranes of King George Island; reconstructions of the directions of magma migration (magnetic susceptibility anisotropy). The work was carried out as part of a project financed by the Ministry of Science and Informatization, MSI (2007–2009) and the international project: Antarctic Circumnavigation Expedition ACE (2009–2011). Current work is carried out as part of the state geological service duty. The polar research planned to be performed by PGI–NRI in the near future includes the following:

- studies on the age and genesis of polymetallic mineralization from King George Island;
- research on the origin of glacial material from the period of the first Cenozoic glaciation of King George Island in the context of defining the centers of former glaciations;
- pilot study of feasibility of aerogeophysical research (detailed magnetic survey) with a drone in the ice area of King George Island for developing a comprehensive geological and structural map of this island;
- chronostratigraphic studies of the Creto-Cenozoic sequences from Livingston Island (cooperation with the Chilean Antarctic Institute INACH).

PGI–NRI uses its own analytical laboratories: an isotope geochemistry laboratory equipped with a SHRIMP spectrometer (world class) and a European-class paleomagnetic laboratory.

Currently, four people are engaged in polar research at PGI–NRI.

Gdańsk University of Technology: Faculty of Civil and Environmental Engineering, Department of Water and Wastewater Technology (GUT:DWWT); Faculty of Chemistry, Department of Analytical Chemistry (GUT:DACH)

GUT:DWWT is engaged in the microbiological studies of environments, conducting research on Spitsbergen, in collaboration, e.g., with the Department of Ecology, IO PAS in Sopot and the Faculty of Biology and Biotechnology, UWM in Olsztyn. Research was carried out in the framework of the Ministry of Science and Higher Education (MSHE) projects (including the National Polar Program 2005–2007 “Biosphere”). In 2007, the testing area was expanded to include the Kongsfiorden Fjord thanks to funding from the Norwegian research center called the European Center for Arctic Environmental Research (ARCFAC V). As part of another MSHE project, research was also continued in the Antarctica during the XXXIII (2008/2009) Polar Expedition to the Arctowski Station. In the research conducted in the years 2009–2010 in the Admiralty Bay, three regions, differing from each other in microbiological terms, were distinguished. In cooperation with the University of Warmia and Mazury (UWM), in a special project implemented at the Department of Antarctic Biology, Polish Academy of Sciences, in Warsaw, and as part of the 4th International Polar Year and the ClicOPEN program, research was conducted in the bay area under the head of the Ecology Glacier. Analyzes included microbial communities inhabiting the stony lagoon bottom, periodically free of water. Molecular studies have shown significant diversity in the taxonomic structure of the Ecology Lagoon bacteriocenosis, which is crucial for stimulating and regulating the rate at which processes occur in the lagoon ecosystem. In the years 2010–2014, research on Spitsbergen was continued as part of cooperation with UWM and the University of Wrocław. At that time, biological processes occurring during periods of total darkness (po-

lar night) were studied, and bacterioplankton structure of shallow lakes in the PPS Hornsund region was analyzed. Microbiological tests were also carried out as part of the GAME project. At present, in cooperation with the GUT:DACH, analyzed was the impact of chemical parameters modifying the environment on bacteriocenosis diversity in the arctic river catchment areas. The GUT:DWWT team dealing with polar areas consists of 5 people.

Polar research at GUT:DACH is carried out by a group of 5 researchers, their PhD students and students completing their master's and engineering courses. The first polar project funded by the National Science Center (2013) was dealing with research on the release of persistent organic pollutants from melting snow cover in the Arctic, finding a dangerous tendency to concentrate some compounds as a result of re-freezing of water from melting snow. In the next project (2014), which was implemented in the Revelva river basin (Wedel-Jarlsberg Land), a number of chemical compounds were determined, such as polycyclic aromatic hydrocarbons, polychlorinated biphenyls, formaldehyde and total phenols as well as the sum parameter: total organic carbon. In 2018, research was expanded to better explain the impact of environmental stress on the biodiversity of microorganisms, including the verification of the phosphorus hypothesis as a factor limiting microbial activity. Since 2015, as part of cooperation with the Faculty of Earth Sciences and Spatial Management of the Maria Curie-Skłodowska University in Lublin, interdisciplinary research is being conducted in the fields of chemistry, glaciology, hydrology and meteorology. The research, funded by another NSC grant, provided information on the transport of a wide range of pollutants (including PCB, PAHs, metals) within the glaciated catchment of the Scott River, modification of ablativ waters of the Scott Glacier by rainwater, and the load of chemical compounds eventually reaching the waters of Bellsund Fjord. The implemented project provided unique hydrochemical information about one of the 17 Svalbard glaciers covered by the mass balance test in the framework of the World Glacier Monitoring System (WGMS). Another NSC project (2018) is an expansion of the existing research on the movement of pollutants from the group of persistent organic pollutants (POPs) in the Arctic environment. The significance of the project lies in indicating the possible effects of climate change (and changes in the Arctic environment resulting from it) on pollution concentrations, which can be a dangerous mechanism that worsens the living conditions of the local ecosystem. As part of this project, one doctoral dissertation is under way.

The GUT:DACH also conducts research on biological materials from sea birds and the Svalbard reindeer, which are a source of information about pollution of the polar environment. The analyzes performed searched for the presence of metals and for the presence of polychlorinated biphenyls, polycyclic aromatic hydrocarbons and organochlorine pesticides accumulated in tissues and animal products. Research, which is a topic of one doctoral thesis, provides evidence that non-destructive biological materials are a valuable source of information in ecotoxicological studies and may be particularly useful for protected polar species.

Another research initiated by the GUT:DACH concerns the area of Antarctica. The project, carried out in cooperation with IBB PAS, deals with measurements of the levels of concentrations and translocations of atmospheric pollutants. Based on this research, one doctoral thesis has already been completed and another is under way. One of the areas covered by the study is King George Island (South Shetland Islands). The results will give grounds for assessing the degree of pollution of surface waters, sediments and soils in the area of the west coast of the Admiralty Bay, i.e., the Antarctic Specially Protected Area 128 (ASPA 128). The Department's employees, students and Phd students participated in 7 grants/projects implemented in the Polar Regions. The scientific infrastructure includes the gas chromatographs with FID, ECD,

NPD, MS detectors, high performance liquid chromatographs with MS, DAD, fluorescence, IR and UV detectors and a tandem mass spectrometer, ion chromatographs, atomic absorption spectrophotometers, isotachophoregraph, capillary electrophoresis apparatus, TOC/OWO analyzers, injection-flow analysis kit, inversion voltammetry kit (electrochemical trace metal analyzer), flame photometers, mercury analyzer, atomic absorption spectrometer with atomization in a graphite cuvette and flame atomization. The Department is equipped with a two-dimensional gas chromatograph, unique in Poland and Europe, coupled with mass spectrometry. In the domain of polar topics there were defended four doctoral dissertations, 43 master's theses and 8 engineer diploma theses.

Warsaw University of Technology, Faculty of Geodesy and Cartography (WUT:FGC)

The Faculty of Geodesy and Cartography has been participating in scientific expeditions to Polar Regions on both hemispheres for over 60 years. Although polar research is not the leading scientific research topic of WUT:FGC, its employees have already participated in the first post-war expeditions to Spitsbergen (1957) and Antarctica (1958/59). Both during these expeditions and later on, in the 1970s, 1980s and 1990s, researchers from WUT:FGC were mainly involved in the study of acceleration of the Earth in the Antarctica (Dobrowolski Station) and the study of glacier dynamics using ground photogrammetry, as well as geodynamic studies around the Hornsund Fjord in the Arctic (S. Siedlecki Polish Polar Station on Spitsbergen). In the last two decades, the Faculty has organized several scientific expeditions to Hornsund, during which the current research was continued using GPS satellite methods and laser scanning. The main research directions were the studies of surface runoff speeds and changes in the range of the Hansbreen (Hans Glacier) forehead. In the last decade, scientific activity related to King George Island in Antarctica has been intensified. In 2014, works were undertaken on reactivating the geographical information system for the island, called KGIS, which, until 2011, was carried out as part of SCAR's activities. Within the reactivated system, now named KGIS.PL, the existing national cartographic studies were integrated and a portal for their presentation was prepared. It is assumed that the system's functionality will be extended by including the possibility of collecting and analyzing data in the fields of biology and botany, as well as other natural sciences. In addition to conducting its own research, the Faculty often provides geodetic support for research and scientific activities carried out by other units. In 2015, cooperation was started with the Faculty of Botany of the University of Warsaw and the IBB PAS in the research on invasive flora on King George Island. WUT:FGC, under the cooperation agreement, supported the IBB PAS by developing large-scale cartographic materials for designing a reconstructed and modernized the Arctowski Station. In recent years, in cooperation with the Faculty of Earth Sciences of the Nicolaus Copernicus University in Toruń, research has been undertaken to examine changes in the thickness and extent of glaciers on the western shore of the Admiralty Bay on King George Island, using multi-source geodetic and satellite data. Initial actions were also taken to create a spatial information infrastructure for polar areas and to join the global Polar SDI (Spatial Data Infrastructure) initiative. Several people participate in polar research.

Jagiellonian University (JU): Department of Polar Research and Documentation of the Institute of Botany (JU:DPRD) at the Faculty of Biology; Institute of Geography and Spatial Management (JU:IGSM) at the Faculty of Geography and Geology

Polar studies at the Jagiellonian University have been performed by Professors Józef Morozewicz (since 1904), Mieczysław Klimaszewski (since 1938) and Zdzisław Czepe (since

1957) – the authors of pioneering scientific monographs. Professor Z. Czeppe has initiated the modern research, leading a series of interdisciplinary summer expeditions of the Jagiellonian University to Sørkapp Land in the years 1980–1990. They embraced geological, geographical, biological, archeological and historical investigations. Consequently, in 1979, there was established the Polar Research Documentation Institute, later transformed into the Department of Polar Research and Documentation of the Institute of Botany (JU:DPRD), named after Professor Z. Czeppe. In this Department, Prof. Maria Olech has developed the botanical and ecological research of King George Island.

Of great importance in polar activity of JU:IGSM and JU:DPRD was the continuation of Sørkapp Land's research, which focused on two problems: (1) changes in the natural environment and landscape due to global warming: in the northwest peninsula in the years 1982–2008 and in the northeast peninsula in the years 2005–2016; (2) comparison of landscape functioning and transformation between the east and west coasts.

Since 2001, every 5–7 years (in 2001, 2006, 2012, 2019), a team from the Department of Physical Geography of the JU:IGSM has been conducting studies of landscape changes due to the warming and recession of glaciers in the Lindströmfjellet-Håbergnuten mountain range (Nordenskiöld Land). Since 1989, the team from the Department of Soil Science and Geography of the JU:IGSM has carried out detailed studies on the genesis, properties and spatial diversity of cryogenic soils on the west coast of the Sørkapp Land and the Fuglebergsletta plain, near the Polish Polar Station. In recent years, research has focused on the quantity and quality of organic matter in cryogenic soils on the north coast of Hornsund in the context of its susceptibility to microbial degradation and the release of organic carbon in the form of CO₂ into the atmosphere. Examined were also the development, differentiation and contamination with trace elements of cryogenic soils in the Longyearbyen region

In JU:IGSM, the polar research is done by several people, two having permanent positions (one from each of the above-mentioned units), and others (employees, doctoral students and graduate students) working temporarily.

Research of JU:DPRD is done in both the Arctic and Antarctic areas (1986–2018). In the Arctic, it covers the Svalbard archipelago, Iceland, northern Canada, Alaska, Newfoundland, Labrador and Greenland, and concerns: (1) the ecology of land areas, including mature communities of the Arctic tundra, as well as initial communities in the foreland of glaciers; (2) cryptogamic organisms as bioindicators of anthropogenic pollution of Polar Regions; (3) interaction between vegetation and herbivores in the context of climate change; (4) taxonomic issues. In the southern hemisphere, the research covers the South Shetland, the Antarctic Peninsula and the Antarctic continent, and its topics focus on: (1) taxonomic issues; (2) the impact of anthropogenic factors on the Antarctic terrestrial ecosystems; (3) the presence of alien species in Antarctica.

At JU:DPRD, polar research has been conducted in recent years by 8 people, including employees, doctoral students and students.

Adam Mickiewicz University: Faculty of Geographical and Geological Sciences (AMU:FGGS)

Employees and students of the University of Adam Mickiewicz in Poznań have been engaged in polar research since the early 1970s. In 1984, continuing the work in the Hornsund area, the Faculty of Geographical and Geological Sciences of the Adam Mickiewicz University organized the first expedition to Petunia bay (Billefjorden, central Spitsbergen), choosing as its basis the wooden house Skottehytt built in the 1920s. The refusal to use Skottehytt from 2010 on forced the organizers of the UAM polar expeditions to try to put their own station,

which was accomplished after nearly two years of negotiations in July 2011. In subsequent years, the station underwent modifications and in its current form is already fully functional. Throughout the 35 years elapsed since the first expedition to the bay of Petunia, teams from Poznań have worked there during 24 seasons, mainly in summer (June–September), but several spring trips were organized too.

The station is a site of long-term observations of the cryosphere response to climate change, as well as modern geomorphological processes. Other studies include: geological, paleogeographic and paleontological, geochemical, oceanographic, meteorological and climatological research, as well as research on the diversity and succession of vegetation and human impact on the Arctic environment. In 2013, basing on the previous experience and discussions, observations were initiated in the vicinity of Petuniabukta regarding subsystems of Integrated Monitoring of the Natural Environment, preparing statements that could be a reference for areas of medium latitude with a more pronounced anthropopressure.

Currently, about 25 people deal with polar research in the AMU:FGGS.

University of Łódź, Institute of Ecology and Environmental Protection, Chair of Invertebrate Zoology and Hydrobiology, Department of Polar Biology and Oceanobiology (UŁ:DPBO)

The analyzes conducted in the last decade summarized almost 40 years of research on zoobenthos of the Admiralty Bay in the area of the Arctowski Station. On the basis of data collected in the 1980s and 1990s and as part of the 4th IPY (2007–2009), works on documentation of ecological gradients were carried out, factors determining the diversity of sea floor complexes of shallow glacial bays were analyzed, and the biodiversity of the Antarctic and Arctic fjords was being compared. Studies also concerned the taxonomy of some arthropods and unicellular algae (diatoms) of the Southern Ocean. As part of international cooperation, studies have been developed on the diversity of selected groups of invertebrates of the Ross Sea, Scotia Sea and Amundsen Sea, as well as the waters surrounding Iceland. The employees of the Department were also co-authors of Biogeographic Atlas of the Southern Ocean, editors of the Polish Polar Research journal, and editors of the international SCAR-MarBIN database. Currently, 8 people and 3 doctoral students work at the UŁ:DPBO.

Maria Curie-Skłodowska University (MCSU) in Lublin, Faculty of Earth Sciences and Spatial Management (MSCU:FES)

The MCSU employees have been gaining polar experience since the early 1970s. Professor Kazimierz Pękała participated in the expeditions of the University of Wrocław and worked in the Hansbreen area (habilitation thesis). Jan Rodzik, MCSU professor, participated several times in year-round expeditions to the Hornsund Station.

Studies of polar areas initiated by MCSU in 1986 were interdisciplinary from the very beginning. They involved representatives of various fields of science, namely: geomorphologists, geologists, soil scientists, meteorologists, hydrologists and hydrochemists, biochemists, botanists and archaeologists. Currently, polar research is one of the leading issues implemented at the MSCU:FES. They concern both the biotic and abiotic sphere, yet also the socio-political one. They concentrate, e.g., on the following:

- the functioning of glaciated and non-glaciated catchments in the context of climate change;
- modern morphogenetic processes in paraglacial and periglacial areas (monitoring);
- dynamics of shoreline changes in the context of the impact of glacial, marine, fluvial and periglacial processes;

- thermics and dynamics of the permafrost layer, in the context of specific thermal conditions (meteorological monitoring);
- development of physico-chemical characteristics of arctic soils;
- hydrological and hydrochemical characteristics of waters from glaciated and non-glaciated basins;
- quantitative and qualitative determination of slurry and rubble transport in glaciated catchments;
- glaciological studies of glaciers in the vicinity of the station and geomorphological and hydrological mapping of their foregrounds;
- the use of modern measuring systems – laser scanning, hydrochemical laboratories;
- studies of polar areas in the political and economic aspects, including the objectives and tools of Polish arctic policy.

In the years 2010–2018, five research projects funded by the National Science Center were implemented, mainly dealing with issues of geomorphology and hydrology of southwestern Spitsbergen, as well as social issues.

Nicolaus Copernicus University in Toruń, Faculty of Earth Sciences and Spatial Management (NCU:FESSM)

The scientific activity of the employees of NCU:FESSM includes the organization of scientific expeditions to Spitsbergen in the Arctic and to the Antarctic (Prince George Island) and conducting field research, mainly geomorphological, glaciological, hydrological and meteorological. Moreover, climatic research has been done for the entire Arctic and Antarctic, with particular attention to climate change. The study spans over the last several hundred years.

Systematic research in the Polar Regions is done by 10–15 employees currently supported by students and PhD students. The most important advantage of field research activity is the fact that the University has its own station on Spitsbergen (NCU:PS), as well as the existence of Polar Research Center (NCU:PRC), which aims at doing scientific research in Polar Regions (Arctic and Antarctic) and contemporarily glaciated areas, enhancing cooperation with domestic and foreign research centers in science and education in the Polar Regions, creating conditions favorable for getting access to interdisciplinary research projects related to Polar Regions, as well as promoting knowledge about Polar Regions.

During scientific expeditions to Svalbard, research is conducted in the following fields: (1) hydrology (e.g. outflow from glaciers; glacial river regime; suspended, solute and dragged transport in glacial rivers), (2) cryology (modern changes in cryosphere, long-term permafrost and periglacial processes), (3) meteorology and climatology (e.g. topoclimatic differentiation, soil thermics, the impact of atmospheric circulation on weather conditions, climate changes) and (4) geomorphology (shape and genesis of glacial foregrounds, glacial and periglacial processes). In the scope of hydrology and cryology, the most important are glaciological studies on glaciers of the Kaffiøyry region, with particular emphasis on their mass balance in the light of contemporary climate changes, changes and dynamics of glaciers, surging glaciers of the Aavatsmark Glacier, hydrothermal structure of glaciers, glacial ablation (melting), accumulation and properties of snow cover, runoff from glaciers and the glacial river regime, transport of suspended, solute and dragged material in the glacial rivers. An important supplement to the research is the analysis of the outflow variability from the contemporarily glaciated catchment, as a result of transformations taking place on glaciers and the catchment's area. In the scope of meteorology and climatology, the most popular are studies on the recognition of weather conditions and topoclimatic diversity. Of great interest to the NCU

climatologists are also the problems of thermics and dynamics of the permafrost active layer and the impact of atmospheric circulation on weather and climate. Geomorphological studies concern, e.g., reconstruction of geomorphological changes in the last several hundred years, determination of the shape, internal structure and genesis of forms occurring on the glacial foregrounds, determination of the type and rate of deglaciation for various types of glaciers, and specification of sea coast types.

In the southern polar zone, field research was begun in 1978 at the Dobrowolski Station, and then, since 1995, continued in several expeditions to the Arctowski Station. In Antarctica, pronounced warming is particularly evident in the Antarctic Peninsula. On King George Island, research was carried out on the differences in local climatic conditions between the glaciated and non-glaciated areas, and the variability of soil temperature in an annual cycle. The causes of increasing warming in the Antarctic Peninsula were searched by examining the role of ocean surface thermics and the extent of sea ice. Studies concerned also the glacier mass balance in the area of Arctowski Station, including accumulation and ablation of nearby glaciers. The rate of glacier's withdrawal and its relationship with climate change in the region were determined. The unique data on glacier thermics have been obtained.

The aforementioned climatological studies throughout the Arctic and Antarctic focus mainly on examining the contemporary climate change and its causes. Moreover, in the Arctic, extensive studies on climate reconstructions have been made, covering its entire area and individual regions, for the early-instrumental period (from the beginning of the 19th century to the mid-20th century). A detailed summary of the scientific activity of Toruń climatologists in polar research in the period 1975–2018 is contained in the publications: Przybylak et al. (2015) and Przybylak et al. (2019; <http://ptgeof.imgw.pl/?strona=5,27,1>).

As a result of research, several hundred scientific publications in the field of Earth and environmental sciences were created (including many for awarding academic degrees). They have been published in high-score and prestigious journals, indexed in international databases (including Journal Citation Reports) and listed in Part A of the list of scored journals established by the Ministry of Science and Higher Education, as well as in the form of monographs issued by well-known foreign publishers. A list of all publications is presented in the paper Polar regions bibliography of the Faculty of Earth Sciences, Nicolaus Copernicus University (ed. Sobota 2017). High research activity in the polar areas was possible, among other things, owing to international cooperation and raising funds under 19 research projects from SCSR MES, MSHE, NSC, NCRD(AWAKE and AWAKE-2).

University of Silesia, Faculty of Earth Sciences (US:FES)

The faculty conducts comprehensive research of the polar environment, focusing its activities primarily on Svalbard and northern Scandinavia. Their goal is to explain the interactions between the atmosphere, hydrosphere, lithosphere and the Arctic cryosphere in the context of contemporary environmental changes. The glaciological issues are focused on the evolution of Svalbard glacial systems, manifested by changes in their geometry, reduction of range, weight loss, changes in thermal regime and dynamics. Studies of the head zones of glaciers discharging into the sea provide valuable information on the amount of fresh water delivered to the ocean, affecting both global sea levels and regional changes in the marine environment of Svalbard's surroundings. In glaciological studies, remote sensing and photogrammetric methods as well as geophysical tools are used. Other studies concern the interaction of glaciated areas with the periglacial zone, as well as analyzes of the extent and geophysical properties of permafrost. Previous geomorphological studies of marginal glacier zones by means of

geophysical methods have been continued. Observed are also changes in snow cover in glaciated and non-glaciated areas of Svalbard, including spatial distribution of snow, its evolution, internal structure and physical properties.

The US:FES specializes in on-site meteorological monitoring (also on glaciers) using automatic meteorological stations as well as in studies in meteorology and polar climatology. Extensive studies are conducted in the domains of hydrology, hydrochemistry, chemistry and analysis of polar environment pollution (with particular emphasis on glaciated drainage basins), as well as environmental and ecological research using dendrochronological methods. The efficient functioning of research in Polar Regions is supported by the so-called Polar Laboratory of the University of Silesia, which consists of a complex of instruments (e.g. glacier-sounding radar sets, automatic meteorological stations, geodetic satellite sets), software (e.g. for remote sensing and geophysical data processing), and logistic and transport means (snowmobiles, boat with outboard engine).

The research described above is conducted through the implementation of scientific projects, including those under the European Union Framework Program “Horizon 2020” (INTAROS), the 7th EU Framework Program (ice2sea), the European Science Foundation (SvalGlac), the Polish–Norwegian Research Cooperation Program (AWAKE, AWAKE2), or financed by the Ministry of Science and Higher Education and the National Science Center.

Currently, about 15 employees of the US:FES are involved in polar research. Nine PhD students affiliated to the University of Silesia, implementing projects related to polar areas, study at doctoral courses (including Interdisciplinary Polar Studies) and at the International Environmental Doctoral School at the Center for Polar Studies. The University of Silesia has also courses for students at the master’s degree program, majoring in Exploration of Polar and Mountainous Areas.

University of Warmia and Mazury in Olsztyn (UWM), Faculty of Biology and Biotechnology (UWM:FBB), Chair of Microbiology and Mycology (UWM:CMM)

Polar research has been conducted at the UWM:FBB since 2000. It focuses on the issues of Antarctic botany, in particular on the embryonic development of Antarctic plants, the specific properties of sugar contained in them and the response of these plants to cold stress. In the Chair of Microbiology and Mycology (UWM:CMM) studies of Polar Regions concern the ecology and ecophysiology of microorganisms. The basic scientific goal is to acquire knowledge about the structural and functional characteristics of microbiocenoses of polar ecosystems, both of glaciers as well as new proglacial environments created on their foreground. This knowledge allows one to determine the role of glacial microbiomes in shaping the dynamics of the biosphere. Research on Spitsbergen is conducted in the area of the Werenskiöld Glacier in the Wedel Jarlsberg Land (Baranowski Station – the summer station of the University of Wrocław, hus in Hyttevice, and the PPS Hornsund). Research in Antarctica is done on King George Island, using the facilities of the Arctowski Station.

The choice of the first area, showcase from the point of view of research, is associated with its unique properties, and, in particular due to the junction, as a “continuum”, of the three areas: the Werenskiöld glacier, the adjacent area of “young” soils and the proglacial river and lake system of the Bratteg valley fed with snowmelt. A dozen or so research sites were established in the studied area, whose location enabled tracking the changes within individual environments (glaciers, glacial reservoirs and soils), as well as throughout the entire system. At Spitsbergen, these studies were conducted as part of three NSC projects, regarding: (1) processes shaping the formation of microbiocenoses of freshwater reservoirs in the foreground of the glacier under ac-

celerated deglaciation, (2) mechanisms and dynamics of mineral changes in young polar Spitsbergen soils, and (3) metagenomic, structural and functional characteristics of microbiocenoses glacial environments (Hans and Werenskiold glaciers on Spitsbergen and Ecology glacier on King George Island in Antarctica). Research is conducted in cooperation with many institutions and based on a very wide set of physico-chemical, biological and microbiological analyzes. The physico-chemical analyzes of water were made by means of isotope analysis and atomic absorption spectrometry (AAP), rarely used in field studies. Microbiological tests were carried out using a number of classic and molecular techniques, including advanced fluorescence and confocal microscopy techniques. Analysis of the data collected in this way allowed describing the phenomena and mechanisms related to the formation of microbiota in various types of environments under study. This study is one of the very few, in a world scale, comprehensive analyzes of microbiocenoses of a river-lake system in Polar Regions. The collected results constitute a unique database, the analysis of which made it possible to explain important processes occurring during deglaciation and the impact of this process on polar microbiocenoses. The main research collaborators are IBB PAS, UW:FESEM, and GUT:DWWT. The main scientific achievements are: (1) evidencing differences in microbiocenoses under different environmental influences of two polythermal glaciers of southwestern Spitsbergen (Werenskioldbreen and Hansbreen), (2) demonstrating that succession in the Arctic flight-lentic system of the Bratteg valley (South–West Spitsbergen) is done by simplifying the structure of microbial communities with a simultaneous increase in the number and activity of prokaryotes, (3) explanation of changes in water chemistry along the newly created Arctic river and lake system of the Bratteg valley (South–West Spitsbergen), (4) description of successive changes in bacterial biodiversity in postglacial soils in the foreground of the Werenskiold Glacier (South–West Spitsbergen) in a time and space gradient; description of the direction and mechanism of these changes. Polar research conducted at the UWM:CMM follows the latest global trends in microbiological scientific research and, despite many logistic difficulties, it aims at expanding the knowledge about the functioning, biodiversity and the possibilities of utilizing the potential of microorganisms occurring there. Two employees of the Chair participated in 11 grants implemented in the Polar Regions, including ClicOpen (IPY-34).

University of Warsaw, Faculty of Geology (UW:FG)

In the last decade, there was implemented the EU IMCOST program, coordinated by the Alfred Wegener Institute, Helmholtz Center for Polar and Marine Research (AWI, Bremerhaven, Germany). Analyzed were also the materials collected during Russian–Polish cooperation in West Antarctica (King George Island and Seymour Island) and Eastern Antarctica (Schirmacher, Larsemann Oasis and Price Charles Mountains). Research topics included hydrobiological and hydrogeological issues in the Admiralty Bay area, onshore Quaternary research on the Fildes Peninsula, paleolimnological analysis (Penguin Island, King George Island, Schirmacher and Larsemann oases) and reconstruction of climate changes in the last millennium based on geochemical and biochemical record taken from the shallow branches of the Admiralty Bay. Studies carried out jointly with IGS PAS concerned also the geochemical, petrographic and paleoecological exploration of Eocene rock formations on the islands of King George and Seymour. As part of the IPY ACE research project carried out in cooperation with IGS PAS, the geological records of the oldest Cenozoic glaciation in Antarctica (oligocene, lower miocene, King George Island) and the beginning of the permanent Upper Miocene glaciation of the continent (Prince Charles Mountains) were explored. Currently, several people (variable number) deal with polar research.

University of Wrocław, Faculty of Earth Sciences and Environmental Management (UWr:FESEM), Faculty of Biological Sciences (UWr:FBS)

The Wrocław Center belongs to the precursors of polar research in post-war Poland, owing to the achievements of outstanding polar explorers, Professors Alfred Jahn, Aleksander Kosiba, and Dr Stanisław Baranowski. A university research station (named after Stanisław Baranowski) has been operating in Spitsbergen since 1971, located in the vicinity of the Polish Polar Station Hornsund.

The present-day scientific activity in the field of polar research is carried out at the Faculty of Earth Sciences and Environmental Management (UWr:FESEM) and the Faculty of Biological Sciences (UWr:FBS). The research works are aided by modern, specialized instruments for geophysical, geochemical and meteorological measurements, two servers with high computing power as well as departmental laboratories and workshops (including the Land and Hydrochemical Laboratory, Dendrochronological Laboratory, Laboratory of Spatial Modeling Methods, Laboratory of Microscopic Techniques, and Electronic Workshop).

Taking advantage of the rich tradition, new research directions have been developed, in which geomorphological and permafrost research in Spitsbergen, Greenland, Iceland, the Canadian Arctic and the Antarctic, are leading the way. Parallel to research in the field of periglacial, littoral and fluvial geomorphology, dendro-climatological and dendro-geomorphological studies have been initiated, and the unique and multi-faceted application of dendrochronological methods is internationally recognized. Based on test areas in Spitsbergen, northern Scandinavia, Iceland and the Canadian Arctic, debris flow activity and fluvial systems' development have been monitored, and the reconstructions of climate and extreme events have been carried out.

Techniques for spatial analysis and modeling of Svalbard climate conditions are being successfully developed with the use of the mesoscale WRF synoptic model. The leading theme in botanical and ecological research is the biogeochemistry of trace elements, chemical plant ecology and bioindication of chemical contamination of the environment.

The research currently done at the Stanisław Baranowski Spitsbergen Polar Station of UWr (Baranowski Station) includes the following: studies of spatial and temporal conditions of permafrost dynamics in a mountain valley, the impact of climate change on the development of river valleys and processes of glacial landscape transformation.

The leading bipolar issue is research on the development of rocky coasts in polar climates conducted along the coasts of the Hornsund Fjord (Svalbard) and the Admiralty Bay (South Shetland Islands). Since 2013, Wrocław geomorphologists have been analyzing the importance of littoral processes in the development of paraglacial sedimentary cascades operating since the end of the Small Ice Age on Spitsbergen. The Wrocław center also specializes in research into the impact of changes in the Arctic coast zones on the security and development of settlement infrastructure in Spitsbergen and Greenland.

Together with the University of Silesia (US) and the Center for Polar Studies (CPS), the Polish Svalbard Snow Program was initiated, which, under the auspices of the Polish Polar Consortium, is a platform for multidisciplinary national and international cooperation. A permanent element of activity are the "Workshops on Snow and Winter Safety", regularly co-organized with the Mountain Volunteer Rescue Service and members of the Polish Polar Consortium; they constitute a platform for the exchange of current knowledge and experience, especially dedicated to young staff and students.

In polar research, there are permanently engaged 5 independent academics, two PhD holders and one technician.

7. POLAR INFRASTRUCTURE

7.1 Land infrastructure

Thanks to the funds allocated by the Ministry of Science and Higher Education, there are two Polish polar stations with the status of Special Research Equipment (SPUB) – in Antarctica and the Arctic. These are year-round stations that have the capability of accommodating for a team in excess of ten people, and in the summer season 30–40 people can stay there at the same time.

University stations generally work seasonally, although there are some exceptions; the NCU station, for instance, is prepared for year-round operation (Fig. 7).



Fig. 7. NCU Polar Station in summer 2018 (left) and spring 2019 (right). Photo Ireneusz Sobota.

Year-round stations and larger university stations have technical facilities, as well as power generators, photocells, automatic weather stations and motor boats, and appropriate safety equipment, providing protection on water and glaciers. It also includes mandatory radio and telephone (satellite) communication equipment, and satellite rescue equipment.

While searching through the Web of Science for the term “Polish Polar Station” we get information about the number of references to Polish stations in the world literature (Fig. 8).

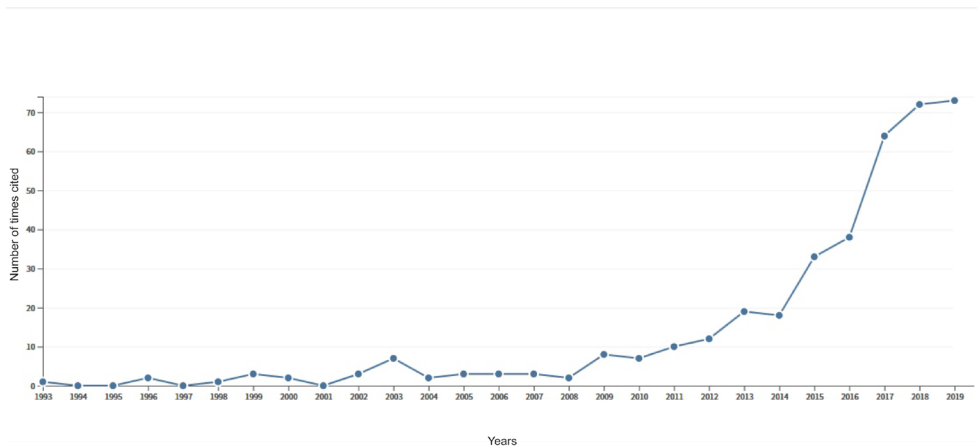


Fig. 8. Number of references to Polish polar stations in scientific literature according to WoS since 1993. Compilation of data: Marek Lewandowski.

Leaving aside the incomplete range of input data (not all Polish polar stations were cited in the publications with the same keywords), the graph in Fig. 8 shows an indisputable increase in the rank of Polish polar stations in the world's scientific literature, expressed by a 10-fold increase in station's quotations over the last ten years.

Henryk Arctowski Polish Antarctic Station (Arctowski Station)

Antarctica and the surrounding South Ocean is an area where unique research can be done on, e.g., the role of the Polar Regions in current and future changes in the global environment, evolution and biological adaptation of organisms to life in extreme environments, tectonic evolution of the Earth lithosphere and the Sun–Earth interaction. The research of Polar Regions, their scientific, geopolitical and economic importance is the subject of active interest of many countries, as manifested by special scientific governmental programs. The Arctowski Station is located on Admiralty Bay on King George Island in the South Shetland archipelago in Antarctica (Fig. 9a). It started operating on 26 February 1977, and has since then been incessantly used as a year-round station. Since 2012, by virtue of the resolution of the Presidium of the Polish Academy of Sciences of 29 November 2011, the station was incorporated into the IBB PAS. Poland is one of only 20 countries possessing year-round scientific-research stations in Antarctica.



Fig. 9a. The Arctowski Station. Photo: Marek Figielski.

The Arctowski Station's infrastructure consists of 16 objects with equipment (year-round residential building, seasonal residential buildings, laboratories, halls, warehouses, power plant) covering a total area of 1,980 m², petrol stations with tanks and two field bases – at Demay and Lions Rump Cape. Due to the fact that the station is isolated from the world throughout major part of the year, it has its own logistic facilities: heavy equipment (amphibians, bulldozer, tractor, excavator, crane, KH 200 vessels, reloading barges, etc.) necessary for the unloading and loading of the ship and during renovation works, means of land and sea transport (snowmobiles and inflatable boats) needed for scientific work and enabling contact with field bases, other stations on King George Island, and ships.

Thanks to establishing the Arctowski Station and the research programs based on it, Poland obtained the status of a consultative state of the Antarctic Agreement, and consequently the equivalent right to vote in decisions concerning the management of the Antarctic (all decisions concerning this area are taken by the group of 29 consultative states).

Based on the Arctowski Station and the two field bases, at Cape Lions Rump and Demay (Fig. 9b), research has been done in the following areas: oceanography, geology, glaciology, geomorphology, climatology, microbiology, botany, ecology, ornithology, genetics, marine biology and chemistry, cartography, and permanent environmental monitoring, to name just



Fig. 9b. Field base on Cape Demay in Paradise Bay. Photo: Marek Figielski.

the major ones. This research is structured in the framework of interdisciplinary programs addressing issues such as the variability of polar ecosystems, evolution, structure and dynamics of biodiversity or the impact of climate change in the Antarctic on the functioning of marine and terrestrial ecosystems.

Scientific materials and data collected since 1977 on the basis of the infrastructure of the Arctowski Station are permanently used by over 20 scientific institutions in Poland and numerous institutions from 22 countries.

Currently, due to the progressing coastal abrasion, as well as the needs of ongoing research projects, a thorough reconstruction of the Station's infrastructure and erection of a new main building, which will be located in a more convenient and safe place, has started. The design of the new main building of the Arctowski Station, prepared by the Kuryłowicz & Associates architectural studio, was awarded a silver medal in the Future Education Projects category in the prestigious World Architecture News (WAN) Awards 2019.

The Stanisław Siedlecki Polish Polar Station Hornsund (PPSH, Hornsund Station), built in 1957 over the Hornsund Fjord on Spitsbergen Island (Svalbard; Fig. 10), is managed by the Institute of Geophysics PAS in Warsaw. PPSH carries out the following monitoring: hydrological, hydrochemical, meteorological (rain and snowfall, pressure, temperature), of permafrost condition, snow cover, glaciological, oceanographic (temperature and salinity structure, amount of suspended matter in water and rate of its subsidence, icing of bays), geomagnetic, ionospheric, seismological, as well as the monitoring of atmospheric electricity and radiation processes in the atmosphere.

The Hornsund **meteorological station** works within a network of Norwegian stations and is registered with the World Meteorological Organization (WMO) under number 01003. Systematic, round-the-clock measurements and observations of basic meteorological parameters according to WMO standards are carried out there.



Fig. 10. PPSH in summer and winter (left photo: Barbara Barzycka, right photo: Dariusz Ignatiuk). PPSH is a modern facility, part of the international Svalbard Integrated Earth Observing System (SIOS).

The **seismological station** belongs to the international network of seismological observatories. It is the only station belonging to the Polish seismological network located outside the country. The main task of the seismological laboratory over the Hornsund Fjord is a continuous recording of local earthquakes of tectonic and glacial origin.

The **natural Earth's magnetic field** variations are recorded incessantly. Due to its geographical location, the PPSH observatory records some of the largest changes in the Earth's magnetic field. They are about 5 times larger than those registered, e.g., in Poland, and that is why the results are valuable for scientists from the whole world. Since 2002, the magnetic observatory belongs to the world research network INTERMAGNET.

PPSH conducts long-term research on ionosphere structure. This research belongs to the autonomous scientific activity of the Space Research Centre PAS. The research's aim is to measure how the plasma particles after explosions on the Sun affect our planet, **Glaciological research** in the Hornsund area is conducted in nearby glacier Hansbreen. Measurements are carried out to determine the mass balance and dynamics of glacial changes. These data are transmitted to the World Glacier Monitoring System (WGMS).

The **research of phenomena in the atmosphere** is focused on monitoring the Earth's electric field, UV radiation and aerosol content. These data are transmitted to the international AERONET network established by NASA.

In the chemical laboratory, the main research is directed towards the chemical composition of surface and precipitation water. Its aim is to specify the biogeochemical processes involved and determine the amount of pollutants that reach the site and remain there, also as a result of human activity.

PPSH is in possession of measurement series of different time spans. Some of them have recordings over several decades, which is a unique collection of information on an Arctic scale. The data from monitoring are made available, upon request, to interested institutions as well as Polish and foreign researchers. Monitoring activities and the costs of maintaining the research infrastructure, as well as the costs of employment and maintenance of the station's staff, are covered by the SPUB funds, currently allocated by the Ministry of Science and Higher Education every three years. PPSH is kept ready to accommodate for research by members

of consecutive Spitsbergen expeditions. In recent years, PPSH's crew consisted of 8–10 people employed by IGF PAS.

In addition to the studies performed as part of the year-round plan of the Station, there are biological, geological, geodetic, geomorphological, glaciological and oceanological researches done in the Hornsund area in the spring and summer seasons by various groups of scientists implementing their own projects. They then share the logistic and scientific facilities of the Station. The PPSH infrastructure is used in numerous scientific projects, both domestic and foreign.

In addition to the two year-round polar national stations, the list of land-based infrastructure units dedicated to polar research includes the following:

Antoni B. Dobrowolski Polar Station (Dobrowolski Station), located in the Bungera Oasis in Eastern Antarctica (<https://dobrowolski.igf.edu.pl/>), has been inactive for forty years. There is now a plan to revitalize it as an automatic geophysical observatory. The infrastructure of the revitalized station will consist of autonomous (in the sense of power supply), automatic measuring devices, to record natural seismic waves, as well as geomagnetic field components and meteorological parameters.

The core of the revitalization project in the part concerning scientific infrastructure is to design and construct a power station for supplying measuring instruments with electricity generated by renewable energy sources (wind, solar) or fuel cells. In this respect, in May 2019, the IGF PAS and the Institute of Power Engineering, with the substantive support of the Polish Energy Group PGE, signed an agreement on scientific and technical cooperation aimed at creating a project, and then a prototype, of a universal unit to supply the measuring instruments.

The predictable time horizon for the start of observations in Bungera Oasis can be reliably estimated for the years 2022–23. These estimates are based on consultations with Australian (Australian Antarctic Division) and Russian (Arctic and Antarctic Research Institute) partners as well as on scientific cooperation agreements signed with both Geoscience Australia (2018) and WNII Okeangeologia Russia (2019).

The Polar Station in Spitsbergen of the Nicolaus Copernicus University in Toruń (NCU:PS) is located in the western part of Oscar II Land, the northern part of the Kaffiøyra coastal plain, bordering the Forlandsudet Strait to the west.

Since the beginning of the Station's activity, 49 scientific expeditions have been organized, and over 300 people participated in them. The expeditions included mainly scientists, doctoral students and students, but also mountaineers, speleologists and divers. Many of them were attended not only by the employees of the Nicolaus Copernicus University, but also scientists from other Polish and foreign centres.

The research based on NCU:PS covered almost all aspects of the geographical environment. In the scientific programmes, the greatest emphasis was placed, among other things, on research into contemporary changes in the cryosphere, glaciology, glacial geomorphology, perennial permafrost and periglacial processes as well as climatological and botanical research. The monitoring of glacier mass changes has been a permanent component of the World Glacier Monitoring Service (WGMS) in Zurich for many years, and the glaciers of the Kaffiøyra region are among the most important benchmark glaciers in this programme. Research on the changes and dynamics of glaciers has also been continued, e.g. within the framework of the Dynamics and Mass Balance of Arctic Glaciers and Ice Sheets – GLACIO-DYN project, research on the hydrothermal structure of glaciers, research on ablation (melting) of glaciers and hydrological research on glacial runoff and the Waldemar River regime,

as well as research on perennial permafrost, especially the active layer, which is part of the international Circumarctic Active Layer Monitoring (CALM) program. Studies of thickness and temperature of the active layer have been conducted since 1975. The station has one of the longer series of air temperature measurements on Spitsbergen and a perfectly developed network of topoclimatic measurements.

Glaciological research based on NCU:PS is part of the Glaciology Flagship project developed by the Norwegian Ny-Ålesund Science Managers Committee (NySMAC), whose main objective is to integrate joint activities in the field of glaciology.

The **NCU:PS** base is an important part of the Svalbard Science Forum as a formal and permanent research centre. The station can accommodate fifteen people at a time. It consists of a main room, a workshop, a room and two sleeping mezzanines, a bedroom, a fully equipped kitchen and a laboratory. There are also additional storage areas, laboratory, bath, toilet and garages for boats, scooters and engines.

The Polar Station of the Adam Mickiewicz University in Poznań (AMU:PS) is located in the central part of Spitsbergen, in Petuniabukta Bay. It is a seasonal station. It consists of three container buildings and provides a working space for 14 people in cottages with a total area of forty square meters, connected during the summer by a tent hall doubling the building area. The station conducts long-term research on the cryosphere response to climate change, as well as on contemporary geomorphological processes. Other research includes: geological, palaeogeographic, palaeontological, meteorological and climatological studies, as well as studies on vegetation diversity and succession and human impact on the Arctic environment.

Polar Station of the Maria Curie-Skłodowska University of Lublin (MCSU:PS). The First Polar Expedition of the Maria Curie-Skłodowska University of Lublin, organized at the initiative of Professor Kazimierz Penkala, jointly with the Institute of Basic Geology of the University of Warsaw, left Lublin on 24 June 1986. The home of the MCSU Polar Expeditions was the buildings of the old mining settlement Calypsobyen, located on the south-eastern bank of Bellsund. Twenty-eight expeditions were organized by 2016. The number of participants in the expeditions and the duration of their stay in Spitsbergen varied, depending on the research aims and logistic feasibility. Altogether, there were 85 participants, representing both the MCSU and other institutions from Poland and abroad.

The aim of the research of the MCSU Polar Expeditions was to explore the natural environment of the Bellsund region. Research programs and scientific projects were interdisciplinary in nature, although the earth sciences predominated. The research concerned such scientific fields as: geology, geomorphology, climatology and meteorology, hydrography, soil sciences, environmental protection, botany, plant physiology, biochemistry, radiochemistry and archaeology. A variety of research methods were applied. Technical progress made it possible to use more and more modern equipment, for which new specific research procedures were developed, e.g. the use of GPS (Global Positioning System) resistors or laser scanning (Leica Geosystems Polska, TPI Poland). In recent years, comprehensive studies of the coastline of the north-western part of the Wedel Land and the bottom of the Recherche Fjord have been conducted. These studies included: determination of the variability of the coastline – the use of GPS technology and laser scanning; determination of factors affecting the coast and description of the condition and transformation of old coasts (raised sea terraces from late Vistulian). Cooperation with the Institute of Geophysics PAS in Warsaw and the University of Gdańsk lead to the recognition of facial differentiation of sediments at the bottom of Recherche, Vestervågen (Chamberlindaen) and Josephbukta Fjords. Modern measurement systems (laser scanning, hydrochemical laboratories) were also used in complex studies of

glaciated and non-glaciated catchments, including the quantitative and qualitative determination of slurry and debris transport.

The Stanisław Baranowski Polar Station of the University of Wrocław (Baranowski Station) is located on the foreground of the Werenskioldbreen Glacier on the south-western coast of Spitsbergen. The research conducted there includes the influence of climate change on glacial processes, as well as geomorphological and hydrological problems and various environmental studies, including phytosociological and dendrochronological ones.

7.2 Maritime infrastructure

The maritime infrastructure applicable to polar research comprises an r/v OCEANIA research vessel built in 1985, belonging to the Institute of Oceanology PAS in Sopot (Fig. 11).

The research done from the deck of r/v OCEANIA, concerns the fields of physical oceanography, optics, acoustics, chemistry, marine ecology and meteorology. It is the only Polish research vessel adapted to conduct oceanographic research in a wide range of physics, chemistry, ecology and marine biology on unlimited waters and equipped with modern laboratories (chemical, spectroscopic, computer), unique scientific equipment (CTD probes for temperature measurement, salinity and other properties of sea water, acoustic current meters, bottom sediment samplers, optical and acoustic sensors, seawater intake devices, meteorological stations, laser particle counters) and on-board installations enabling oceanographic measurements down to a depth of 5,000 m. The equipment meets modern world standards.



Fig. 11. R/v OCEANIA under sails. The ship was built in 1985 and since then it has served the Institute of Oceanology PAS in Sopot as the main research platform in the Baltic Sea and the Arctic. It is a well-equipped oceanographic vessel, but it will be necessary to replace it with a more modern one in the nearest years. Photo from IO PAS resources.

R/v OCEANIA spends 230–270 days at sea each year, including about 80 days (June–August) in the Nordic Seas, Spitsbergen and the Arctic Ocean. Most of these expeditions are related to IO PAS's own research activities or to international programs in which IO PAS participates. In recent years, research on board r/v OCEANIA has been carried out under 6 projects of the “Polish–Norwegian Research Cooperation” Program and European projects Horizon2020. On-board training was provided to students and PhD students of the IO PAS doctoral school and the Center for Polar Studies (National Scientific Leadership Centre KNOW).

The polar research is also done onboard the research-training vessel r/v HORIZONT II (Fig. 12), belonging to the Maritime Academy in Gdynia (Ministry of Maritime Economy). Since 2000, this vessel was a site of teaching classes as well as scientific investigations into deep structures of the Earth and marine acoustics. The vessel is also providing supplies to polar stations in Svalbard.



Fig. 12. Horyzont II. Photo: Paulina Zych, Shipowner Department, GMU.

7.3 Condition of polar infrastructure

The condition of infrastructure used in polar research is not fully satisfactory. The Antarctic station needs to be promptly renovated, and r/v OCEANIA, working 30 years in the Arctic, should be replaced with a newer ship. The polar infrastructure of Poland clearly reflects the financial capacities of the country. We do not postulate to construct an icebreaker, large oceanic vessels, research oil platforms or new research stations. Such large investments are made by international consortia or countries with economic and territorial interests in the polar zones. Polish researchers have access to them through international cooperation. However, the national polar infrastructure, in spite of the limitations mentioned above, should meet modern standards and be a showcase for Poland. This also applies to the Dobrowolski Station in the Bunger Oasis (Eastern Antarctica, Fig. 13), which can be revitalized with relatively little re-

sources as an automatic, unmanned geophysical station, whose construction and equipment could be made using Polish advanced technologies. According to the information provided by Russian researchers from WNII Okeangeologia in St. Petersburg who visited the Dobrowolski Station in 2018, its condition is quite good as for 60 years elapsed after its construction.




Fig. 13: Bunger Oasis (left) and the Dobrowolski Station (right), established in 1957 and handed over to Poland in 1959; state of 2010. Photographs from the Australian Antarctic Division (AAD) resources.

**POLAR RESEARCH
ISSUES**

8. SCIENTIFIC FIELDS IN POLAR RESEARCH

The motivation of Polish polar studies performed thus far has been the following:

- A pursuit for getting knowledge on the phenomena in the Polar Regions of the globe in order to identify the laws and regularities of geosystemic functioning (i.e. the system on a global scale), in relation to both the inanimate nature systems and ecosystems;
- The desire to elucidate the processes currently shaping the Polar Regions in order to unveil the geological past of our country, once covered with ice sheet, which is connected, among other things, with recognition of mineral resources and groundwater;
- The need to elucidate the mechanisms governing environmental changes through research carried out in the areas that are most vulnerable to these changes;
- The willingness to obtain practical knowledge about the technical and material aspects of human activity in the Polar Regions, as well as the functioning of human body in extreme environmental conditions;
- The need for a better understanding of the socio-political dimension of the Polar Regions, which is essential for a responsible and effective international policy in these areas;
- Discovering the geological history of the Polar Regions in the course of retreating ice caps and uncovering new, hitherto unavailable rocks.

All these objectives translate directly or indirectly into the general development of civilization, primarily in science and technology.

The Polish research activity in particular disciplines is presented below (in alphabetical order according to Polish edition). The research areas in which Polish scientists are experts or hold a significant independent position are emphasized.

8.1 Biology and ecology

Participating entities: IO PAS, NCU, JU:IGSM, JU:DPRD, AMU:FGGS

- The systematics and taxonomy of polar organisms; in view of the phenomenon called taxonomic impediment (i.e. the lack of specialists able to identify species) in world science on the one hand and the pressure to recognize the diversity of the living world on the other hand – it is of great value that several Polish scientific institutes have experienced staff who are able to identify and describe biological species (e.g., at the Jagiellonian University – cryptogamous organisms: fungi, lichens, aphids, cyanobacteria, algae; at the University of Łódź and at the Institute of Oceanology PAS – marine invertebrates); this creates a significant position for Polish researchers in international cooperation (Polish teams are invited to carry out global projects such as the Cenzus of Ocean Marine Life and the Encyclopedia of Life);
- Research on the succession of primary vegetation, including cryptogamic organisms and soil development in the forefields of Arctic and subarctic glaciers;
- Analysis of initial and mature tundra regions in the Arctic;
- The use of cryptogamic species as bioindicators of polar environmental pollution;
- Interaction between vegetation and herbivores in the context of climate change;
- Monitoring of bioindicator species (mammals and birds) of King George Island – ecological recognition and observation of changes in key elements of the Antarctic ecosystem, as well as explanation of interactions between animal life cycles, food availability and predation density; the monitoring is carried out on the west coast of the Gulf of Admiralty; part of the data obtained is used in the international CCAMLR Ecosystem Monitoring Program, which aims at controlling safe exploitation of commercial species of the South Ocean (krill, fish);
- Research of deep-water Arctic and Antarctic fauna and ocean processes during the polar

- night, carried out in international cooperation with r/v James Clark Ross, r/v Polarstern, r/v Helmer Hansen and at the Ny Ålesund Research Station;
- Research on ornithogenic ecosystems and the impact of land-based fertilisation by nesting birds on soil-forming processes and on the formation of terrestrial and marine ecosystems in the Antarctic;
 - Research on the influence of seabird colonies with different diets on the structure and functioning of ornithogenic tundra on Spitsbergen, using, among other things, the method of stable nitrogen and carbon isotopes;
 - Studies on the influence of different tundra types on the content and quality of organic matter accumulated in cryogenic soils on Spitsbergen;
 - Study of differences in proportions of carbon and nitrogen isotopes in tissues of marine and terrestrial organisms in order to quantify the rate of removal, accumulation and use of organic matter of marine origin;
 - Work on the ATBI (All Taxa Biodiversity Inventory) project, which included analyses of environmental conditions (biotic and abiotic) of Spitsbergen, ontogenesis of selected Spitsbergen freshwater crustacean species and the ability to adapt to changing environmental conditions and tolerance limits to various physical and chemical factors of selected Spitsbergen crustacean species;
 - Hydrobiological studies in water bodies and watercourses in the area between Hansbreen and Werenskiöldbreen;
 - Monitoring the contamination status of terrestrial habitats;
 - Research into changes in the Sørkapp Land's natural environment, especially the landscape and vegetation, since the early 1980s;
 - Research on the biology, ecology and behavior in one of the largest breeding communities of the Alle alle in Spitsbergen (Hornsund), which is crucial for the functioning of the species' ecosystem in the context of observed and predicted changes in oceanographic and climatic conditions;
 - Studies of the location and degree of use of the feeding grounds by the three-toed gulls from the Gnålberget colony;
 - Studies of the food composition of three-toed gulls;
 - Counting of sea birds and mammals feeding in Spitsbergen areas;
 - Recognition of the influence of glaciers on the concentration of marine animals;
 - Recognition of the effect of temperature changes on the growth and size of sea animals;
 - Verification of the hypothesis that the degree of complexity of the marine ecosystems is increasing;
 - Ecological role of nitrogen sources in diversification of terrestrial ecosystems of the Arctic tundra;
 - Research on terrestrial ecosystems biodiversity in the Hornsund Fjord and preparation of an up-to-date vegetation map.

8.2 Environmental chemistry, hydrochemistry

Participating entities: IGF PAS, GUT:DACH, AMU:FGGS

- Recognition of the routes of pollution movement (including those identified as AMAP priorities) in the Arctic;
- The study of adaptability of catchments (with glaciers), to receiving and storing atmospheric-borne pollutants over long periods of time and the existence of factors and mechanisms

- conditioning the migration of pollutants deposited in the snow cover, catchments and glaciers of the Arctic;
- Recognition what individual morphometric characteristics of glaciers have a key role in the accumulation of contaminants/constituents or their further transport to lower parts of glacial catchments;
 - Studies on the degradation of perennial permafrost and recession of glaciers (in the era of climate change) as factors modifying the chemical composition of surface waters in areas of negligible anthropogenic activity selected for research (e.g. west coast of the Admiralty Bay, King George Island);
 - Studies to determine the anthropogenic influence of the city of Longyearbyen on Adventfjorden;
 - Recognition of the role of precipitation in the migration process of pollutants present in surface water samples taken from Arctic catchment areas (Polish Polar Station Hornsund);
 - Studies on the intensified release of pollutants from a melting glacier in response to the occurrence of extreme weather events characterized by a simultaneous significant increase in air temperature and the occurrence of heavy rainfall (glacial catchment area): Spitsbergen, Svalbard;
 - Study of the decisive influence of meteorological conditions on the thawing of a multi-year permafrost and the shaping of hydrochemistry of two creeks with snow-rain-permafrost feeding (non-glaciated catchments): Bellsund Fjord, Spitsbergen;
 - Recognition of the “retention” role of the tundra lakes in the Arctic, as elements of the abiotic environment where chemicals from dry and wet deposition (non-glaciated catchments) accumulate: Bellsund Fjord (Svalbard);
 - Study of the differentiation of anthropogenic pollution loads transported in the waters feeding the periglacial Scott river (Bellsund, Spitsbergen) when modified by rainwater;
 - Study of bacteria in peri-circular areas modified by chemicals (including pollutants) present in these environments (Spitsbergen);
 - Determination of nutrients as the primary growth factors for bacteriocoenoses in the Arctic catchments of south–western Spitsbergen;
 - Biological materials from animals and birds as a source of information on polar environmental pollution.

8.3 Physics of the ionosphere and atmosphere

Participating entities: IGF PAS, SRC PAS

- In the domain of ionospheric physics: pursuit for early warning procedures for the risks posed by violent solar plasma ejections;
- In the domain of atmospheric physics: study of aerosol using the infrastructure of the international polar station in Ny Ålesund;
- Monitoring of the ionosphere at large geomagnetic latitudes;
- Measurements of atmospheric electricity in the area of the Polish Polar Station Hornsund; measurements of the electric field strength of the Earth;
- Measurements of radionuclide concentration in the air and total dust using the AZA 1000 station – cooperation with the National Centre for Nuclear Research in Świerk;
- Measurements of atmospheric aerosol parameters in the framework of the world network AERONET – NASA;
- Lidar measurements of aerosol and water vapor concentration profiles;

- Measurements of solar radiation reaching the Earth's surface, carried out in cooperation with NASA;
- Monitoring of troposphere and ionosphere parameters based on GNSS observations.

8.4 Physical geography, perennial permafrost, geomorphology, soil science and landscape research

Participating entities: IGF PAS, NCU, JU:IGSM, JU:DPRD, UWr:FESEM; AMU:FGGS

- Research on the evolution of polar landscapes – interdisciplinary studies based on long-term field studies on landscape ecology, soil science and botany in the Svalbard region;
- Geomorphological research on typology and transformation of glacial and post-glacial formations;
- Study of mechanisms controlling the evolution and geomorphology of rocky coasts in the polar climate;
- Studies on the interaction of coastal and periglacial processes in the coastal zone and their impact on the development of littoral relief in the Arctic;
- Interaction of glaciers and perennial permafrost as an environmental continuum between the glacial and periglacial area in Scandinavia and Spitsbergen;
- Studies on perennial permafrost, especially its active layer, as part of the international CALM program; standard studies on thickness and temperature of the active layer in the Kaffiøyra (since 1975), Belsund (since 1986) and Petuniabukta (since 1985);
- Research into the development and properties of cryogenic soils in Sørkapp Land, the Hornsund area, and the Longyearbyen area;
- Research into the processes and sediments of the periglacial zone of the Kaffiøyra Plain, the coasts of Belsund and Billefjorden;
- Studies of the influence of the glacial environment on the mechanical treatment of the gravel fraction clusters building the head moraines – case study of the Waldemarbreen glacier (north-west Spitsbergen);
- Basic studies of all elements and current (since 1991) changes in the natural environment and landscape of the SE coast of Spitsbergen.

Within this category of research, of particular cognitive value are considered to be the following: the long-term measurement series of key parameters of the natural environment in the Arctic, e.g. the continuous research on the dynamics and mass balance of Spitsbergen glaciers (e.g. Hansbreen, Waldemarbreen) conducted since 1982; regular studies on the dynamics of waters, plankton and benthos of the Spitsbergen shelf and the Kongsfjord and Hornsund Fjords (since 1986); monitoring of the atmosphere, waters and permafrost in the surroundings of the Polish Polar Station Hornsund (since 1988), as well as in the polar stations of Polish universities. The importance of this research lies in the fact that, in spite of international appeals, it is very difficult to maintain multi-annual measurement series, because the world system of science is based on short-term grants, which in practice makes long-term planning impossible. The Polish measurement series are among the longest and most complete and that is why they are highly appreciated by the Norwegian administration in Svalbard and the international scientific community, to name just a few.

8.5 Geology and geophysics

Participating entities: IGF PAS, US:IES, AMU, WUT:FGC, AMU:FGGS

- The paleoclimatic and palaeoenvironmental evolution of the Western Antarctic and, in later prospect, the Eastern Antarctic in the Bunger Oasis, with regard to the formation and development stages of the Antarctic ice cap on the basis of the geological records; research in this area is of great importance for explaining the causes of the current glaciation and for better understanding of contemporary climate change;
- Seismic surveys of deep ocean floor structures, made in cooperation with international research platforms, e.g. the German ship *r/v Polarstern*;
- Observations of changes in geomagnetic field elements carried out at the Polish Polar Station Hornsund, transmitted in real time to the International Real-time Magnetic Observatory Network (INTERMAGNET), as well as the interpretation of these data, leading to a better understanding of the Earth's geodynamic mechanism; analogous observations at the Dobrowolski Station are recommended, using its unique location in the immediate vicinity of the Earth's southern magnetic pole;
- Detection and interpretation of seismic phenomena, carried out jointly with NORSAR in Norway;
- Research on tectonic activity of the rock mass in the Hornsund region;
- Geological research on structures and geologic history of consolidated basement rocks;
- Research on contemporary sedimentation processes in lakes and fjords carried out in the area of Polish Polar Station Hornsund (cooperation with Czech Academy of Sciences) and in the area of the Arctowski Station (cooperation with Argentina);
- The research, conducted since the Arctowski Station was established, on the climatic and environmental variability of the Antarctic past on the basis of the evidences recorded in sedimentary rocks;
- Palaeomagnetic research on the Triassic, magma and meta-magma rocks of the Svalbard Archipelago;
- Seismological monitoring in Polish polar stations;
- Schumann's resonance research – in cooperation with foreign partners;
- Research on the ionospheric and magnetospheric processes within the International Monitor for Auroral Geomagnetic Effects (IMAGE) research program;
- Continuous recording of horizontal magnetic field components and vertical electric field components – cooperation with the Geodetic and Geophysical Research Institute of the Hungarian Academy of Sciences;
- Research on magnetic pulsations – cooperation with the University of New Hampshire in the United States.

8.6 Hydrology, glaciology, snow research

Participating entities: US:IES, IGF PAS, NCU, JU:IGSM, WUT:FGC, GUT:DACH, AMU:FGGS

- Monitoring and studies on the mass balance, dynamics and evolution of glaciers in the reference areas of Svalbard: Hornsund Fjord (Hansbreen, Werenskioldbreen) and Kaffiøyra region (Waldemarbreen, Irenebreen, Elisebreen); results are reported in the international World Glacier Monitoring Service database;
- Analysis of changes in geometry of the Spitsbergen and King George Glacier Glacier, including the fluctuation of glacier faces when they enter the sea and end on land and changes in their volume and mass (e.g. studies of changes in the range and thickness of the Sørkapp

- Land and Nordenskiöld's Glaciers on Spitsbergen and the Ecology, Sphinx and Baranovsky Glaciers on King George Island);
- Studies on the reconstruction of changes in the range of glaciers ending up in the sea on the basis of subaqueous moraines: case study of the Forlandsundet region with special emphasis to St. Jonsfjorden;
 - Determination of sub-glacial topography and estimation of the volume of Svalbard glaciers;
 - Monitoring of the dynamics of the front zones of glaciers entering the sea and estimating the calving rate of the glaciers;
 - Estimating the fresh water supply to the ocean from the melting of glaciers' surfaces and their calving;
 - Studies of the water drainage system within the Svalbard glaciers and the properties of waters of glacial origin;
 - Determination of the spatial distribution, evolution and physical properties of snow on the Spitsbergen glaciers;
 - Studies on variability of movement dynamics, hydrothermal structure and ablation of glaciers and hydrological studies on outflow and regime of glacial rivers (e.g. Waldemarbreen and Werenskioldbreen outflows);
 - Monitoring of snow cover distribution in the area of Polish Polar Station Hornsund;
 - Hydrochemical monitoring in the non-glaciated catchment area of Fuglebekken and in the glaciated catchment area of Ariedalen;
 - Hydrochemical monitoring of proglacial watercourses in order to identify differences in chemical denudation by measuring radon isotope ^{222}Rn concentration in the forefields of selected glaciers (Werenskioldbreen, Gåsbreen, Sofiebreen, Bautabreen and Lorchbreen);
 - Research on the Arctic climate, ocean, ice and glacial interactions in the Svalbard area in cooperation with a team from NORUT (Northern Research Institute Tromsø AS).

8.7 Meteorology and climatology

Participating entities: IGF PAS, NCU, JU:IGSM, GUT:DACH, AMU:FGGS

- Research on the Arctic climate and its changes in the historical outlook – notably the reconstruction of the Arctic climate – carried out in international cooperation (AWI, AARI, Norwegian Meteorological Institute, and some other institutions); the results were used in the 20th Century Reanalysis Project;
- Investigation of a number of parameters, such as: air temperature and humidity, atmospheric pressure, wind speed and direction, ground temperature, precipitation, horizontal visibility, cloud cover, sunshine, height of snow cover, water equivalent of snow, meteorological phenomena and their duration; meteorological data are an important element of all projects carried out in the polar station and provide a background for research in hydrology, geomorphology, glaciology, biology and environmental chemistry;
- Monitoring of topoclimatic conditions of glaciated and non-glaciated areas by creating a network of automatic instruments recording selected meteorological parameters (thermorecorders and automatic meteorological stations);
- Monitoring of the winter ice cover of the Hornsund Fjord;
- Studies of climate change in the whole Arctic or parts of it and the mechanisms of such a change, including the role of ocean processes in shaping the Arctic climate;
- Cataloguing types of circulation (since December 1950) for Spitsbergen and atmospheric circulation indicators;

- Summer meteorological observations on the SE Spitsbergen coast. More details on this subject can be found in a review publication by Przybylak et al. (2019).

8.8 Environmental microbiology

Participating entities: AMU:DAET, IBB, UWM:FBB, UWM:CMM, GUT:DACH, GUT:DWWT

- Study of organisms inhabiting newly formed fresh water reservoirs in the foreglacier fields;
- Studies of the dynamic transformation of abiotic and biotic environmental components when glacier watercourses have been joining the reservoirs;
- Studies on the impact of birds on the Arctic's summer habitat, mainly geese, whose faeces provide easily assimilable organic matter and nutrients;
- Assessment of the degree of water pollution in the European Arctic and its impact on the occurrence of selected groups of micro-organisms;
- Decomposition of bird guano and marine macroalgae in the Arctic and Antarctic;
- The impact of global warming and glacier retreat on the composition of microbiocenoses of post-glacial soils;
- Changes in microbial communities on the glacial surface of both hemispheres;
- Spare materials of cold-liking bacteria from the Polar Regions and their role in adaptation to the environment;
- Bacterial microbiota associated with vascular plants and lichens found in the Maritime Antarctic;
- Research on the structure and function of polar ecosystem microbiocenoses;
- Study of succession mechanisms and their impact on the biodiversity of polar ecosystems;
- Changes of polar myrcobiocenoses against the background of climate change;
- Bioprospection and search for bacterial strains with biotechnological properties;
- Structure, biodiversity and factors shaping the microbial mats;
- Research on the glacial microbiome;
- The importance of Arctic and Antarctic hypertrophic reservoirs as "hot spots" in oligotrophic ecosystems;
- Sub-glacial lagoons, new polar environments, selection and adaptation of microorganisms.

8.9 Social sciences and humanities

Participating entities: MCSU, JU, US, UG, JKU, UW.

- Poland's presence in Polar Regions (research on the history of Polish polaristics, analysis of Polish foreign policy towards Polar Regions, polar literature in Poland);
- Arctic and Antarctic as areas of threat to multidimensional international security (research on international relations, security studies, social and economic geography in connection with natural sciences, especially research on environmental protection and tourism development);
- The Arctic and its inhabitants in the era of globalization and climate and environmental change (studies in anthropology, ethnography, health sciences, sociology, political science, economics and law, as well as psychological research on participants in polar expeditions).

8.10 Oceanography

Participating entities: IO PAS, IGF PAS

- Large-scale studies on changes in the inter-annual characteristics and dynamics of Atlantic water in the Nordic Sea and Arctic Ocean under the AREX multi-annual observation program and international projects;
- Oceanographic studies of the western Spitsbergen fjords and water exchange processes between the deep basin, shelf and fjords;
- Year-round observations of water properties and dynamics in the Arctic regions using ARGO profiling floats in the European EuroArgo program;
- Year-round continuous observations of the properties and transport of Atlantic waters into the Arctic Ocean using anchored measuring verticals;
- Studies of the ocean's impact on climate, sea ice and glaciers in the European Arctic sector;
- Studies on sea water circulation in the Hornsund Fjord, particularly in the glacier foreland, in cooperation with the SCRIPPS Institution of Oceanography from the United States;
- Studies of underwater acoustic noise propagation patterns and determination of amplitude-frequency characteristics of dynamic ice phenomena occurring in the glacier gulf, carried out jointly with SCRIPPS Institution of Oceanography from the United States;
- Studies of the effect of ice on the waving and coastal erosion in polar conditions, performed jointly with the SCRIPPS Institution of Oceanography from the United States;
- Acoustic observations of the behavior of marine organisms;
- Acoustic detection and classification of seabed habitats of marine fauna;
- Studies on the ecology and functioning of marine organisms, the dynamics of their populations on a seasonal and perennial basis in the Arctic Ocean;
- Assessment of the impact of factors depending on climatic conditions (duration of ice cover, fresh water inflow, suspended snowmelt water, direction of wind induced surface movements of water layers, water mixing depth) on physical and chemical properties of the water column and biomass, spatial distribution and taxonomic composition of phytoplankton communities in the Gulf of Admiralty (Antarctic);
- Studies of changes in environmental and climatic conditions on the basis of their biogeochemical recording in the lake bottom sediments of the Finnish Arctic (under the EU LAPBIAT Project) and the Antarctic.

8.11 Paleobiology

Participating entity: IPal PAS

- Research on the Cenozoic history of evolution of Antarctic marine organism complexes, important palaeontological discoveries in the region of Southern Shetlands, Seymour Island (Western Antarctic) and Fisher Massif (Eastern Antarctic);
- Taxonomy and research on the evolutionary history of penguins (also in cooperation with the Faculty of Biology of the University of Białystok);
- The evolution of Antarctic shallow-water foraminifera assemblies of the last 55 million years;
- Study of Palaeozoic marine Spitsbergen complexes;
- Reconstruction of late Triassic vertebrate communities (mammals and reptiles) of eastern Greenland;
- Research on invertebrate assemblies from fossil Arctic chemosynthesis environments in the Arctic Archipelago, Spitsbergen and New Earth (Jurassic–Paleocene);

- Research on Precambrian and early-Paleozoic fossils from northern Russia;
- Palaeo-environmental reconstructions, in particular the history of fjord and shelf deglaciation in the Western Antarctic, with the use of microfossils after the maximum of the last glaciation, about 20,000 years ago;
- Molecular biogeography of Antarctic and sub-Antarctic foraminifera, fossil DNA analysis (sedaDNA).

9. IMPLEMENTED RESEARCH PROJECTS

In the years 2011–2018, Polish scientists won 80 different polar research grants awarded by the National Science Centre (NSC). Many units also allocate funds and other resources from their own means to carry out research in Polar Regions. The numbers of grants awarded and the amount of funds designated by the Ministry of Science and Higher Education and the NSC for polar research are presented in Figs. 14–17.

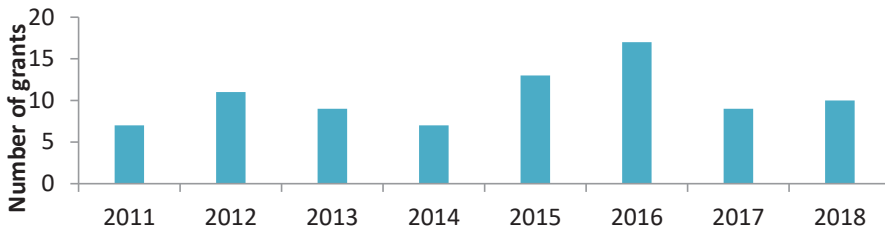


Fig. 14 Grants allocated by the NSC over the period 2011–2018.

The largest group of grants awarded are OPUS and PRELUDIUM projects.

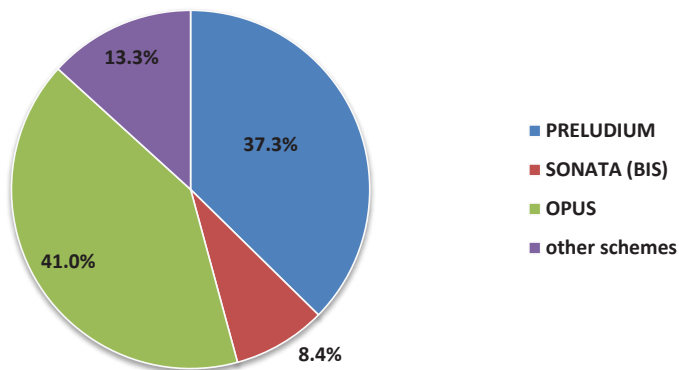


Fig. 15. Grants allocated by the NSC in the years 2011–2018 (in %). The received grant projects totaled PLN 35,043,92.

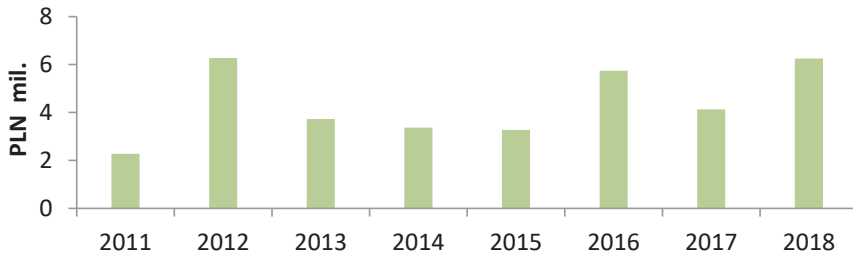


Fig. 16. Annual amounts of grants allocated by NSC.

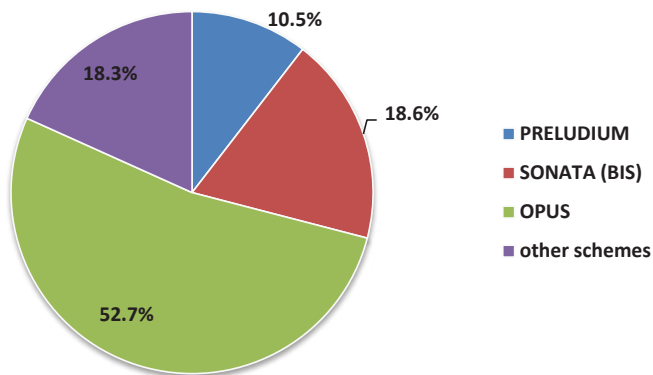


Fig. 17. Financial means (in %) allocated to polar research under different types of grant contests.

As for the end of 2019, Polish researchers have also awarded fourteen projects co-financed under the Polish–Norwegian Research Cooperation Program for the sum of PLN 54,304,068, thirteen of which being in the field of climate change and one in environmental studies. Titles of the most important projects have been presented in the text of the Book; the Reader is also referred to the relevant websites.

THE FUTURE OF POLAR RESEARCH

10. THE VISION FOR FUTURE RESEARCH, INFRASTRUCTURE AND POLAR MISSIONS IN POLAND: PROPOSALS

The strategy of Polish polar research aims at defining the directions of development of Polish research in the Arctic and Antarctic in terms of cognitive, economic and social utility and strengthening Poland's international position.

Research in the Arctic and Antarctic land areas makes a major contribution to the polar zone research programs, enabling comparative studies of environmental changes caused by climate and human activity. Numerous Polish universities and scientific institutes are involved. Recommendations for research are provided by international organizations such as IASC, SCAR, ATCM/CEP, COMNAP, SCALOP, as well as the European Polar Program, currently under preparation, developed by EU-PolarNet, in which Poland participates.

The most important features of Polish research on polar landscapes and terrestrial ecosystems are: interdisciplinarity, bipolar character, and international cooperation. The largest research programs are focused on global climate change and increasing human activity in Polar Regions. Of importance is the applicability of basic research and biotechnological implementation of the potential of polar environmental organisms, as well as integrated monitoring of terrestrial ecosystems.

The following main directions of research development are proposed, taking into account their complementarity and interdisciplinarity:

1) Further in-depth recognition of the abiotic components of the environment of the polar areas and the laws governing them, in particular concerning the following:

- the cryosphere (glaciers, perennial permafrost, sea ice and snow cover) and land waters;
- the oceans (physical and chemical phenomena and processes in the polar oceans, shelf waters and fjords);
- the atmosphere (the weather conditions against the background of atmospheric circulation, recognition of their trends in time, the occurrence of extreme phenomena, the state and chemical composition of the atmosphere, including aerosols and anthropogenic pollutants);
- the lithosphere (structure of the Earth's interior, including the Earth's crust, as well as reconstruction of geological history at different time scales);
- the geomorphological processes and their effects;
- the evolution of landscapes (as an expression of the interaction of abiotic and biotic factors), including the use of remote sensing to observe the state of ice caps, in order to get a better knowledge on the dynamics of their changes.

2) Wider recognition of the response of terrestrial ecosystems to global climate change:

- landscape changes as a result of climate change, analysis of created geomorphological structures, geomorphological mapping;
- soil-forming processes;
- dynamics of terrestrial biocenoses;
- colonization and biological succession;
- evolution of landscapes and ecosystems on the basis of field and remote sensing studies (comparative analysis from different periods) as well as palaeolimnological and palaeobotanical studies;
- biological resources, biodiversity and adaptation to life in extreme conditions of the Antarctic environment;
- the modifying role of animals in creating specific habitats (e.g. ornithogenic habitats);
- protection of polar land ecosystems in view of increasing human activity.

3) Advanced recognition of the state and changes of biotic components of the polar en-

vironment and the rules that govern them in a systemic approach, with the use of computer modelling techniques of natural processes, especially in relation to:

- marine ecosystems – response of the marine biosphere to climate change;
- land ecosystems – changes taking place in land ecosystems under the influence of global climate change;
- cryosphere ecosystems – consequences of its contraction for the organisms that inhabit it.

4) Getting a wider knowledge on the functioning of polar marine biocoenoses, forecasting and observation of changes resulting from altered environmental conditions in view of climate warming:

- the response of polar species, complexes and ecosystems to changes in the extent of perennial sea ice, rising water temperatures, changes in productivity and ocean acidification;
- changes in the range of occurrence of cold and thermophilic species, the impact of changes in species composition on biodiversity and functioning of polar complexes;
- impact of increased anthropogenic pressure on the functioning and productivity of Polar Regions.

5) Better recognition of conditions, progress and consequences of processes related to human activity in polar environment and the social component of Polar Region studies as an element of development of Polish social sciences and humanities.

6) Initiation of broader application-oriented research on the use of advanced technical solutions in extreme polar conditions (also treated as analogous to Martian environments), testing of materials, devices and technical systems, as well as the use of Polish polar platforms in space research and astronomical observations.

7) The use of modern measurement technologies, in particular photogrammetric, remote sensing, gravimetric, satellite (GNSS) and information/geoinformation ones, for spatial monitoring and integrated imaging in multidisciplinary polar surveys aimed at coherent, multi-dimensional analyses.

The proposed directions of research differ in terms of previous achievements, human resources and infrastructure. In some of them, Polish scientific teams are strong and well-recognized international partners, in others, long and systematic observation series are an advantage, and in still others, there are new, innovative ideas and research proposals that emerge, arousing great interest. Polar research is an excellent platform for the progress of technology and techniques, both in the domain of measuring instruments and data transmission technology using satellite techniques. It would be possible and desirable to build Polish measurement equipment dedicated to space research, which could be tested in areas with terrain-climatic characteristics similar to the potential targets of space expeditions. Such areas can be found on land and ice sheets of polar areas.

Irrespective of what was said above, further dynamic development of Polish polar research will be based on realization of its essential tasks, which are:

- strengthening the presence of Polish research in Polar Regions;
- engagement in scientific research in Polar Regions;
- participation in enhancing the Poland's image in the international scientific arena;
- involvement in expert activities in support of industry and politics;
- building the synergy between polar research and innovativeness;
- schooling and shaping new generations of polar scientists;
- active participation in activities aimed at Polar Region protection;
- social involvement (educational and popularization activities);
- improvement of logistic activities in Polar Regions.

10.1 Research which should be done in Poland in order to expand the knowledge on polar issues

Areas of research that should be conducted in order to expand knowledge and gain experience in Polish research institutes, implement modern didactics, undertake new international cooperation, build the necessary scientific competence in the country and develop new technologies:

- microbiology and biotechnology of polar environment;
- mechanisms of interconnections in the processes shaping the weather and climate (teleconnections);
- identification of factors governing the evolution of polar environments, including anthropogenic ones;
- micro-paleontology with the use of genetic methods to better understand the paths of biological evolution;
- dynamics of changes in the landscape (including sediments, sculpture, water network, vegetation and soils) of polar areas in the context of forecasts of environmental changes;
- polar social sciences and humanities, especially in the field of research on Poland's polar policy, multidimensional security in the Arctic and the Antarctic, as well as the social aspects of the Arctic transformation in the context of climate change and globalization, reflected in the growing polar tourism (Fig. 18);
- modelling of the expected climate change in Polar Regions;
- applying new measurement and analytical technologies and testing new technical and technological solutions under extreme conditions, including the implementation of a specific technological challenge: the installation of autonomous geophysical stations in Bunger Oasis (at Dobrowolski Station).



Fig. 18. The rapidly growing interest in the tourism in Polar Regions (see the Polish research vessel r/v OCEANIA in front of a Spitsbergen cruise ship) causes that not only natural sciences but also social and humanistic ones (sociology, political science, cultural studies, history) gain in importance in polar research. Photo: J. M. Węśławski.

Automated geophysical units to be located in areas of the globe that are difficult to reach, notably in Polar Regions, could be Poland's speciality. Such units, as well as manipulation devices for various purposes, equipped with modern energy sources and on-line data transmission, would be a testing ground for equipment designed for space missions. At the same time, they could be our material contribution (in-kind) to international scientific collaboration.

Polish polar research, however, will not attain a higher level of development as long as Polish science does not acquire a vessel that would be not only capable of year-round oceanic research but also able to deliver cargo to polar stations in both hemispheres. The idea to build such a ship should be put forward by the state authorities, since, by doing so, they would not only fulfill the demands of scientific circles, but also increase the prestige of the country in the international arena. Conceptual works are not expensive and can be started immediately, in anticipation of a better economic situation for the design and construction phase. One can also consider the purchasing of the needed vessel on the aftermarket, rich in vessels with appropriate maritime bravery and often dedicated to scientific research.

10.2 Polar missions – proposals for structural solutions

Recognizing that the financing of science must be competition-based and follow from the quality of the proposed research, we are making a petition to allocate special funds to the **National Polar Research Program**, the implementation of which will bring four basic results:

- **It will strengthen Polish scientific activity and the position of Polish researchers in the international arena** by intensifying publications in important journals, creating an open database on polar research, and promoting valuable scientific achievements on the scientific market;
- **It will stabilize the position of the young polar researchers** – many young, talented and effective polar researchers remain in the “post doc” status on short-term contracts, which prevents stabilization and further academic development. There is an urgent need to prepare for the replacement of the present-day research staff dominated by 60-year-olds by a new generation, which would be able to obtain stable employment in competitions;
- **It will make it possible to modernize the Polish research infrastructure in polar areas** – especially the renovation of the Arctowski Station in Western Antarctica, the replacement of the 30-year-old research vessel r/v OCEANIA with a new one, the creation of Polish logistics centre in Longyearbyen, Spitsbergen, and the development of autonomous measuring stations that could replace humans in an extreme natural environment;
- **It will enable the revitalization of the Dobrowolski Station** in Eastern Antarctica, in order to create an automated laboratory recording geophysical field parameters and making data available on-line.

Achieving these objectives will be possible thanks to the activity of such organizational structures created in recent years as the Polish Polar Consortium and the Centre for Polar Studies, cooperating with the Polar Research Committee of the Polish Academy of Sciences. Thanks to these structures, the Polish polar environment has created, on its own initiative, effective tools for managing public funds, facing today a great chance to raise scientific activities to a higher level, in cooperation with the state administration, industry and the sphere of education, for the benefit of society and the political significance of our country. High hopes are associated with the Polish Polar Policy, the governmental document which is currently in its final stage of preparation⁸.

⁸ As of 1/08/2020.

11. PROMOTION AND POPULARIZATION OF KNOWLEDGE AND EDUCATION – FORGE OF FUTURE POLAR RESEARCHERS

The debate on human adaptation to climate change has recently gone beyond the field of science and has become part of social discourse. However, this is often based on rashly formulated views, which may entail inappropriate management or political decisions. There is therefore an urgent need for easy access to reliable scientific information describing the current state of the natural environment and its development for the next decades. Polar areas, the most vulnerable to climate change, are the natural litmus test of global change. For the scientific world they are a basic laboratory for tracking processes in geosystems. The transfer of knowledge to the society requires modern and well-organized educational techniques, which not only provide objective knowledge, but also allow to distinguish the knowledge based on facts from the so-called “fake news”, permeating the circulation of public information and obscuring the image of reality. A special way of their dissemination is through social media, providing quick access to many recipients, without any control over the content. A conscious and educated society can defend itself against false information. Therefore, educational projects, e.g. EDUSCIENCE or EDU-ARCTIC, promoting knowledge at school level are very valuable. Popularization of knowledge about polar areas, including illustrations, showing the realities of life and work in extreme polar conditions, which require sacrifice and courage, is also very much needed. Polar areas are an extraordinary space, associated by most Poles with something very distant, almost unattainable. This makes transmissions from the Arctic or the Antarctic to be more interesting and attractive, and a scientific trip “to the far north” may encourage students to consider choosing a scientific career path.

The first major educational initiative in the field of polar research was the EDUSCIENCE project, coordinated by the Institute of Geophysics PAS. The project involved online lessons, including those conducted by the employees of PSP Hornsund, and competitions for school-children, where the prize was a two-week stay in the polar station. The project concerned the broadly understood natural sciences, but, according to evaluations at the schools testing the project, it was the polar topic that has aroused the greatest interest of young people. As the initiative worked out so well, it was decided to transfer it to the European level. In 2016–2019, the Institute coordinated the EDU-ARCTIC project (Horizon 2020), which offered courses about the fascinating world of the Arctic and polar research to high schools across the whole of Europe.

Of great importance are also teaching projects offered to students of the second and third level of university education, such as Interdisciplinary Polar Studies for PhD candidates and the MSc majoring: Exploration of Polar and Mountainous Areas, offered by the Centre for Polar Studies (CPS). The Centre was established in 2013 by three entities involved in polar research: the Faculty of Earth Sciences, University of Silesia (leading), the Institute of Geophysics PAS and the Institute of Oceanology PAS; in the years 2014–2018, the Centre had a status of National Scientific Leadership Centre KNOW in Earth Sciences. One of the most important objectives of the CPS's activity is to educate young scientists through a wide opening to national and international cooperation with leading research-teaching centers in the field of interdisciplinary and dedicated polar studies.

Polar matters arouse interest and, at the same time, due to their specific character, provide a good opportunity to consolidate a positive perception of science in the public opinion. Therefore, it is worthwhile to present polar research to the general public. An example of such very useful initiatives with a social aspect is the organization of the Museum of Polar Research in Puławy, as well as films, articles or internet materials. Various forms of popularization of

polar research among the general public are also proposed by the EDU-ARCTIC.PL project (e.g. open lectures, lectures for Universities of the Third Age and workshops for children's universities, Polar Festival or 3d mapping on polar subjects).

It would also be desirable to maintain the high position of the quarterly Polish Polar Research, well perceived on the international scientific forum, by encouraging the scientific community to publish the best scientific articles in the only Polish scientific periodical dedicated entirely to polar research. It is worth supporting the initiative of civic science, i.e. the involvement of the public at large in the collection of scientifically useful information. In polar areas, the natural partners of such activities are tourists – sport yacht crews, climbers, scuba divers. In Poland it is a rapidly growing group of hobbyists interested in the polar countries (Fig. 19). Another group that can be helpful in obtaining information are the native inhabitants of the Arctic. Due to the fact that many researches of Polish scientists are conducted in Svalbard, cooperation with this group is nowadays quite rare.

From the solutions of the **EDUSCIENCE project “Improving the pupils’ competences in the field of mathematical, natural and technical sciences using innovative methods and technologies – EDUSCIENCE”** (2011–2015, Human Capital Operational Program) have so far benefited over 3.5 thousand schools and 15 thousand teachers. The aim of the project was to increase the interest of children and young people in mathematical and natural sciences through innovative teaching methods and contact with scientists, including employees of the Polish Polar Station Hornsund in Spitsbergen. Within the project, there were created an e-learning platform, a nature portal (www.eduscience.pl), methodological materials, a program of 9 didactic trips and a nature monitoring program.

The **EDU-ARCTIC “Innovative educational program, attracting young people to natural sciences and polar research”** (2016–2019, Horizon 2020) was implemented by 6 institutions from 5 countries. Scientists made the research in Polar Regions accessible to youngsters,



Fig. 19. Presentation of polar meiofauna (marine microorganisms up to 1 mm in size) at one of the scientific picnics. Photo: J. M. Węśławski.

thus evoking their interest in natural sciences and encouraging to pursue scientific careers. School-children from 60 countries learned about the work of scientists and the specificity of polar areas, by participating in online lessons from the Arctic, and even attending polar expeditions. The project offered webinars with the participation of polar researchers, an environmental monitoring programme, Polarpeda, workshops for teachers and Arctic competitions (Fig. 20).



Fig. 20. Group of winners of the EDU-ARCTIC polar competition (2018 edition) in the vicinity of the Polish Polar Station Hornsund. Photo: Tomasz Wawrzyniak.

The project **EDU-ARCTIC.PL: “Promoting scientific research in the polar areas as a tool for internationalization and developing a positive public perception of Polish science”** (2019–2021, DIALOG) uses proven tools (webinars, polar contests), extending the target participants to include additional age groups (students, school-children, senior citizens) and complementing it with additional activities designed for a broad society (open lectures, lectures for Third Age Universities and workshops for children’s universities, Polar Festival or three-dimensional mapping on polar themes).

The experience of polar educators is reflected in the articles devoted to the didactics and methodology of teaching about nature in Polar Regions, the most important ones being listed below):

Goździk, A., L. Mortensen, and T. Juńczyk (2019), EDU-ARCTIC competitions as an effective way to increase students’ interest in STEM. *In: Proc. EDULEARN19 Conference, 1–3 July 2019, Palma, Mallorca, Spain*, 765–775, DOI: 10.21125/edulearn.2019.0252.

Goździk, A., P.E. Aspholm, H.K. Wam, T. Wawrzyniak, and A. Wielgopolan (2019), Citi-

- zen science initiative for schools: EDU-ARCTIC monitoring of meteorological and phenological parameters. **In:** *Proc. EDULEARN19 Conference, 1–3 July 2019, Palma, Mallorca, Spain*, 776–785, DOI: 10.21125/edulearn.2019.0253.
- Aspholm P.E., F.J. Gómez, H.K. Wam, and A. Goździk (2019), The EDU-ARCTIC project: Interacting for STEM across countries and curricula. **In:** *Proc. INTED2019 Conference, 11–13 March 2019, Valencia, Spain*, 4956–4962, DOI: 10.21125/inted.2019.1233.
- Goździk, A. (2017), How to conduct inspiring webinars for STEM classes in secondary schools: experiences from EDU-ARCTIC program on the arctic and polar research. **In:** *Proc. INTED2017 Conference, 6–8 March 2017, Valencia, Spain*, 2341–2350, DOI: 10.21125/inted.2017.0675.
- Goździk, A. (2017), The arctic and polar research as a vehicle to inspire interest in science and research careers: ideas from the EDU-ARCTIC program, *J. Int. Sci. Publ. Educ. Altern.* **15**, 117–128.
- Goździk, A. (2013), Eduscience project – effective way of teaching natural sciences at Polish schools. **In:** A. Raschi and A. Di Fabio (eds.), *Proc. Int. Workshop “Science Education and Guidance in Schools: The Way Forward”, 21–22 October 2013, Florence, Italy*, 155–158.

12. SCIENTIFIC PAPERS PUBLISHED IN THE YEARS 2007–2018⁹ (IN JOURNALS COVERED BY JCR)

- Aas, K.S., T. Dunse, E. Collier, T. Schuler, T.K. Berntsen, J. Kohler, and B. Luks (2016), The climatic mass balance of Svalbard glaciers: A 10-year simulation with a coupled atmosphere-glacier mass balance model, *The Cryosphere* **10**, 3, 1089–1104, DOI: 10.5194/tc-10-1089-2016.
- Alstrup, V., M. Olech, P. Wietrzyk-Pełka, and M.H. Węgrzyn (2018), The lichenicolous fungi of the South Shetland Islands, Antarctica: species diversity and identification guide, *Acta Soc. Bot. Pol.* **87**, 4, 3607, DOI: 10.5586/asbp.3607.
- Amélineau, F., D. Bonnet, O. Heitz, V. Mortreux, A.M.A. Harding, N. Karnovsky, W. Walkusz, J. Fort, and D. Grémillet (2016), Microplastic pollution in the Greenland Sea: Background levels and selective contamination of planktivorous diving seabirds, *Environ. Poll.* **219**, 1131–1139, DOI: 10.1016/j.envpol.2016.09.017.
- Ameryk, A., K.M. Jankowska, A. Kalinowska, and J.M. Węśławski (2017), Comparison of bacterial production in the water column between two Arctic fjords, Hornsund and Kongsfjorden (West Spitsbergen), *Oceanologia* **59**, 4, 496–507, DOI: 10.1016/j.oceano.2017.06.001.
- Anchukaitis, K.J., P. Breitenmoser, K.R. Briffa, A. Buchwal, U. Büntgen, E.R. Cook, R.D. D'Arrigo, J. Esper, M.N. Evans, D. Frank, H. Grudd, B.E. Gunnarson, M.K. Hughes, A.V. Kirilyanov, C. Körner, P.J. Krusic, B. Luckman, T.M. Melvin, M.W. Salzer, A.V. Shashkin, C. Timmermann, E.A. Vaganov, and R.J.S. Wilson (2012), Tree rings and volcanic cooling, *Nature Geosci.* **5**, 12, 836–837, DOI: 10.1038/ngeo1645.

⁹ Also in 2019, if the manuscript was submitted for publication in 2018; some publications might have been overlooked, so the bibliography should not be regarded as complete.

- Anderson, J.B., S. Warny, R.A. Askin, J.S. Wellner, S.M. Bohaty, A.E. Kirshner, D.N. Livsey, A.R. Simms, T.R. Smith, W. Ehrmann, L.A. Lawver, D. Barbeau, S.W. Wise, D.K. Kulhanek, F.M. Weaver, and W. Majewski (2011), Progressive Cenozoic cooling and the demise of Antarctica's last refugium, *Proc. Nat. Acad. Sci. U. S. A.* **108**, 28, 11356–11360, DOI: 10.1073/pnas.1014885108.
- Androsiuk, P., K. Chwedorzewska, K. Szandar, and G. Gielwanowska (2015), Genetic variability of the *Colobanthus quitensis* from King George Island (Antarctica), *Polish Polar Research* **36**, 3, 281–295, DOI: 10.1515/popore-2015-0017.
- Androsiuk, P., J.P. Jastrzębski, Ł. Pauksztó, A. Okorski, A. Pszczółkowska, K.J. Chwedorzewska, J. Koc, R. Górecki, and I. Gielwanowska (2018), The complete chloroplast genome of *Colobanthus apetalus* (Labill.) Druce: genome organization and comparison with related species, *PeerJ* **6**, e4723, DOI: 10.7717/peerj.4723.
- Androsiuk, P., J. Koc, K.J. Chwedorzewska, R. Górecki, and I. Gielwanowska (2019), Retrotransposon-based genetic variation of *Poa annua* populations from contrasting climate conditions, *PeerJ* **7**, e6888, DOI 10.7717/peerj.6888.
- Arażny, A. (2019), Temporal and spatial variability of thermal and humidity stimuli in the Hornsund area (Svalbard), *Polish Polar Research* **40**, 1, 29–53, DOI: 10.24425/ppr.2019.126346.
- Arażny, A., K. Migąła, S. Sikora, and T. Budzik (2010), Meteorological and biometeorological conditions in the Hornsund area (Spitsbergen) during warm season, *Polish Polar Research* **31**, 3, 217–238, DOI: 10.2478/v10183-010-0002-4.
- Arażny, A., R. Przybylak, and M. Kejna (2016), Ground temperature changes on the Kaffiøyra Plain (Spitsbergen) in the summer seasons, 1975–2014, *Polish Polar Research* **37**, 1, 1–21, DOI: 10.1515/popore-2016-0004.
- Arażny, A., R. Przybylak, P. Wyszynski, T. Wawrzyniak, A. Nawrot, and T. Budzik (2018), Spatial variations in air temperature and humidity over Hornsund fjord (Spitsbergen) from 1 July 2014 to 30 June 2015, *Geogr. Ann.: Ser. A, Phys. Geogr.* **100**, 1, 27–43, DOI: 10.1080/04353676.2017.1368832.
- Arażny, A., P. Wyszynski, and R. Przybylak (2019), A comparison of bioclimatic conditions on Franz Josef Land (the Arctic) between the turn of the nineteenth to twentieth century and present day, *Theor. Appl. Climatol.* **137**, 3–4, 2623–2638, DOI:10.1007/s00704-018-02763-y.
- Assmy, P., J.K. Ehn, M. Fernández-Méndez, H. Hop, C. Katlein, A. Sundfjord, K. Bluhm, M. Daase, A. Engel, A. Fransson, M.A. Granskog, S.R. Hudson, S. Kristiansen, M. Nicolaus, I. Peeken, A.H.H. Renner, G. Spreen, A. Tatarek, and J. Wiktor (2013), Floating ice-algal aggregates below melting Arctic Sea ice, *Plos One* **8**, 10, 1–13, DOI: 10.1371/journal.pone.0076599.
- Assmy, P., M. Fernandez-Mendez, P. Duarte, A. Meyer, A. Randelhoff, C.J. Mundy, L.M. Olsen, H.M. Kauko, A. Bailey, M. Chierici, L. Cohen, A.P. Doulgeris, J.K. Ehn, A. Fransson, S. Gerland, H. Hop, S.R. Hudson, N. Hughes, P. Itkin, G. Johnsen, J.A. King, B.P. Koch, Z. Koenig, S. Kwaśniewski, S.R. Laney, M. Nicolaus, A.K. Pavlov, C.M. Polashenski, C. Provost, A. Rösel, M. Sandbu, G. Spreen, L.H. Smedsrud, A. Sundfjord, T. Taskjelle, A. Tatarek, J. Wiktor, P.M. Wagner, A. Wold, H. Steen, and M.A. Granskog (2017), Leads in Arctic pack ice enable early phytoplankton blooms below snow-covered sea ice, *Scientific Reports* **7**, 40850.

- Augustyniuk-Kram, A., K.J. Chwedorzewska, M. Korczak-Abshire, M. Olech, and M. Li-tyńska-Zajac (2013), An analysis of fungal propagules transported to the Henryk Arctowski Station, *Polish Polar Research* **34**, 3, 269–278.
- Baczewska, A., K. Błachowiak-Samołyk, and M.V. Angel (2011), Distribution of pelagic Ostracoda inhabiting Svalbard waters (76o36-81o50N), *Hydrobiologia*, DOI: 10.1007/s10750-011-0808-z.
- Baczewska, A., K. Błachowiak-Samołyk, and M.V. Angel (2012), Distribution of pelagic Ostracoda inhabiting Svalbard waters (76o36-81o50N), *Hydrobiologia* **688**, 75–92.
- Bałaży, K., E. Trudnowska, M. Wichorowski, and K. Błachowiak-Samołyk (2018), Large versus small zooplankton in relation to temperature in the Arctic shelf region, *Polar Research* **37**, 1427409, DOI: 10.1080/17518369.2018.1427409.
- Bałaży, P., and P. Kukliński (2013), Mobile hard substrata – An additional biodiversity source in a high latitude shallow subtidal system, *Estuarine Coastal and Shelf Science* **119**, 153–161.
- Bałaży, P., and P. Kukliński (2017), Arctic field experiment shows differences in epifaunal assemblages between natural and artificial substrates of different heterogeneity and origin, *Journal of Experimental Marine Biology and Ecology* **486**, 178–187.
- Bałaży, P., P. Kukliński, M. Włodarska-Kowalczyk, D. Barnes, M. Kędra, J. Legeżyńska, and J.M. Węśławski (2015), Hermit crabs (Pagurus spp.) at their northernmost range: distribution, abundance and shell use in the European Arctic, *Polar Research* **34**, 21412.
- Bałaży, P., P. Kukliński, M. Włodarska-Kowalczyk, M. Głuchowska, and D.K.A. Barnes (2016), Factors affecting biodiversity on hermit crab shells, *Hydrobiologia* **773**, 207–224.
- Barcikowski, A., J. Czaplewska, I. Giełwanowska, P. Loro, J. Smykla, K. Zarzycki (2001), *Deschampsia antarctica* (Poaceae) – the only native grass from Antarctica, In: L. Frey, W. Szafer (eds), *Studies on grasses in Poland*, Institute of Botany, Polish Academy of Sciences, 367–377.
- Barnes, D.K.A., and P. Kukliński (2010), Bryozoans of the Weddell Sea continental shelf, slope and abyss: did marine life colonize the Antarctic shelf from deep water, outlying islands or in situ refugia following glaciations?, *Journal of Biogeography* **37**, 9, 1648–1656.
- Barnes, D.K.A., P. Kukliński, and M. Włodarska-Kowalczyk (2007), Richness, abundance and shell use of subarctic and arctic hermit crabs, *Marine Biology* **152**, 1133–1142.
- Barnes, D.K.A., P. Kukliński, J. Jackson, W.G. Keel, S.A. Morley, and J.E. Winston (2011), Scott's collections help reveal accelerating marine life growth in Antarctica, *Current Biology* **21**, 147–148.
- Barry, R.G., J. Jania, and K. Birkenmajer (2011), A.B. Dobrowolski – the first cryospheric scientist and the subsequent development of cryospheric science, *History of Geo-and Space Sciences* **2**, 75–79.
- Bart, P.J., L. Coquereau, S. Warny, and W. Majewski (2016), In situ foraminifera in grounding zone diamict: a working hypothesis, *Antarctic Science* **28**, 313–321.
- Bart, P.J., M. DeCesare, B.E. Rosenheim, W. Majewski, and A. McGlannan (2018), A centuries-long delay between a paleo-ice-shelf collapse and grounding-line retreat in the Whales Deep Basin, eastern Ross Sea, Antarctica, *Scientific Reports* **8**, 12392, DOI: <https://doi.org/10.1038/s41598-018-29911-8>.

- Barzycka, B., M. Błaszczyk, M. Grabiec, and J. Jania (2019), Glacier facies of Vestfonna (Svalbard) based on SAR images and GPR measurements, *Remote Sensing of Environment* **221**, 373–385.
- Bates, N.R., M.I. Orchowska, R. Garley, and J.T. Mathis (2013), Summertime calcium carbonate undersaturation in shelf waters of the western Arctic Ocean – how biological processes exacerbate the impact of ocean acidification, *Biogeosciences* **10**, 5281–5309.
- Bauerfeind, E., E.M. Noethig, B. Pauls, A. Kraft, and A. Beszczyńska-Möller (2013), Variability in pteropod sedimentation and corresponding aragonite flux at the Arctic deep-sea long-term observatory HAUSGARTEN in the eastern Fram Strait from 2000 to 2009, *Journal of Marine Systems* **132**, 95–105.
- Baumann, T. M., I.V. Polyakov, A.V. Pnyushkov, R. Rember, V.V. Ivanov, M.B. Alkire, I. Goszczko, E.C. Carmack (2018), On the Seasonal Cycles Observed at the Continental Slope of the Eastern Eurasian Basin of the Arctic Ocean, *Journal of Physical Oceanography* **48**, 1451–1470.
- Bełdowski, J., M. Miotk, and J. Pempkowiak (2015), Methylation index as means of quantification of the compliance of sedimentary mercury to be methylated, *Environmental Monitoring and Assessment* **187**, 498, 1–13.
- Bełdowski, J., M. Miotk, A. Zaborska, and J. Pempkowiak (2015), Distribution of sedimentary mercury off Svalbard, European Arctic, *Chemosphere* **122**, 190–198.
- Belt, S.T., T.A. Brown, L. Smik, A. Tatarek, J. Wiktor, G. Stowasser, P. Assmy, C.S. Allen, and K. Husum (2017), Identification of C-25 highly branched isoprenoid (HBI) alkenes in diatoms of the genus *Rhizosolenia* in polar and sub-polar marine phytoplankton, *Organic geochemistry* **110**, 65–72.
- Benjamin, J., N.J. Rosser, S.A. Dunning, K. Kelfoun, and W. Szczuciński (2018), Transferability of a calibrated numerical model of rock avalanche run-out: Application to 20 rock avalanches on the Nuussuaq Peninsula, West Greenland, *Earth Surface Processes and Landforms* **43**, 15, 3057–3073.
- Benn, D., J. Gulley, A. Luckman, A. Adamek, and P.S. Głowacki (2009), Englacial drainage systems formed by hydrologically driven crevasse propagation, *Journal of Glaciology* **55**, 513–523.
- Berge, J., F. Cottier, O. Varpe, P.E. Renaud, S. Falk-Petersen, S. Kwaśniewski, C. Griffiths, J.E. Soreide, G. Johnsen, A. Aubert, O. Bjaerke, J. Hovinen, S. Jung-Madsen, M. Tveit, and S. Majaneva (2014), Arctic complexity: a case study on diel vertical migration of zooplankton, *Journal of Plankton Research* **36**, 1279–1297.
- Berge, J., M. Daase, P.E. Renaud, W.G. Ambrose Jr., G. Darnis, K.S. Last, E. Leu, J.H. Cohen, G. Johnsen, M.A. Moline, F. Cottier, O. Varpe, N. Shunatova, P. Bałazy, N. Morata, J.Ch. Massabuau, S. Falk-Petersen, K. Kosobokova, C.J.M. Hoppe, J.M. Węśławski, P. Kukliński, J. Legeżyńska, D. Nikishina, M. Cusa, M. Kędra, M. Włodarska-Kowalczyk, D. Vogedes, L. Camus, D. Tran, E. Michaud, T.M. Gabrielsen, A. Granovitch, A. Gonchar, R. Krapp, and T.A. Callesen (2015), Unexpected levels of biological activity during the polar night offer new perspectives on a warming Arctic, *Current Biology* **25**, 2555–2561.
- Berge, J., E.R. Paul, D. Gerald, C. Finlo, L. Kim, M.G. Tove, J. Geir, S. Lena, J.M. Węśławski, L. Eva, M. Mark, N. Jasmine, E.S. Janne, V. Øystein, J.L. Ole, D. Malin, and S. Falk-

- Petersen (2015), In the dark: A review of ecosystem processes during the Arctic polar night, *Progress in Oceanography* **139**, 258–271.
- Białogrodzka, J., M. Stramska, and D. Ficek (2018), Total suspended particulate matter in the Prosanger fjord (Norway) in the summers of 2014 and 2015, *Oceanologia* **60**, 1–15.
- Bieńkowska-Wasiluk M., N. Bonde, P.R. Møller, and A. Gaździcki (2013), Eocene relatives of cod icefishes (Perciformes: Notothenioidei) from Seymour Island, Antarctica, *Geological Quarterly* **57**, 567–582.
- Birkenmajer, K., K.P. Krajewski, Z. Pécskay, and M.W. Lorenc (2010), K-Ar dating of basic intrusions at Bellsund, Spitsbergen, Svalbard, *Polish Polar Research* **31**, 1, 3–16.
- Bitner, M. A., A. Gaździcki, and B. Błażejowski (2009), Brachiopods from the Chlamys Ledge Member (Polonez Cove Formation, Oligocene) of King George Island, West Antarctica, *Polish Polar Research* **30**, 277–290.
- Bjorkman, A.D. et al. (incl. A. Buchwal) (2018), Plant functional trait change across a warming tundra biome, *Nature* **562**, 7725, DOI: 10.1038/s41586-018-0563-7.
- Bjorkman, A.D. et al. (incl. A. Buchwal) (2018), Tundra Trait Team: A database of plant traits spanning the tundra biome, *Global Ecology and Biogeography* **27**, 12, 1402–1411.
- Błachowiak-Samołyk, K. (2008), Contrasting zooplankton communities (Arctic vs. Atlantic) in the European Arctic Marginal Ice Zone, *Oceanologia* **50**, 363–389.
- Błachowiak-Samołyk, K., S. Kwaśniewski, K. Dmoch, H. Hop, and S. Falk-Petersen (2007), Trophic structure of zooplankton in the Fram Strait in spring and autumn 2003, *Deep-Sea Research Part II* **54**, 2716–2728.
- Błachowiak-Samołyk, K., S. Kwaśniewski, H. Hop, and S. Falk-Petersen (2008), Magnitude of mesozooplankton variability: A case study from the Marginal Ice Zone of the Barents Sea in spring, *Journal of Plankton Research* **30**, 311–323.
- Błachowiak-Samołyk, K., J.E. Søreide, S. Kwaśniewski, A. Sundfjord, H. Hop, S. Falk-Petersen, and E.N. Hegseth (2008), Hydrodynamic control of mesozooplankton abundance and biomass in northern Svalbard waters (79–81°N), *Deep-Sea Research II* **55**, 2210–2224.
- Błachowiak-Samołyk, K., J.M. Wiktor, E.N. Hegseth, A. Wold, S. Falk-Petersen, and A.M. Kubiszyn (2015), Winter Tales: the dark side of planktonic life, *Polar Biology* **38**, 23–36.
- Błachowiak-Samołyk, K., A. Zwolicki, C.N. Webster, R. Boehnke, M. Wichorowski, A. Wold, and L. Bielecka (2017), Characterisation of large zooplankton sampled with two different gears during midwinter in Rijpfjorden, Svalbard, *Polish Polar Research* **38**, 459–484.
- Błaszczyk, M., J. Jania, and J.O. Hagen (2009), Tidewater glaciers of Svalbard: Recent changes and estimates of calving fluxes, *Polish Polar Research* **30**, 85–142.
- Błaszczyk, M., J.A. Jania, and L. Kolondra (2013), Fluctuations of tidewater glaciers in Hornsund Fjord (Southern Svalbard) since the beginning of the 20th century, *Polish Polar Research* **34**, 327–352.
- Błażejowski, B. (2009), Foraminifers from Treskelodden Formation (late Carboniferous-early Permian) of south Spitsbergen, *Polish Polar Research* **30**, 193–230.
- Błażejowski, B., A. Hołda-Michalska, and K. Michalski (2006), *Schellwienia arctica* (Fusulinidae), from the Carboniferous-Permian strata of the Treskelodden Formation in south Spitsbergen, *Polish Polar Research* **27**, 91–103.

- Błażejowski, B., C. Duffin, P. Gieszczyk, K. Małkowski, M. Binkowski, M. Walczak, S.A. McDonald, and P. Withers (2013), Lower Triassic Saurichthys (Pisces, Actinopterygii) teeth from Spitsbergen, with comments on their stable isotope composition ($\delta^{13}\text{C}$ and $\delta^{18}\text{O}$) and X-ray microtomography, *Polish Polar Research* **34**, 23–38.
- Bluhm, B.A., A.V. Gebruk, R. Gradinger, R.R. Hopcroft, F. Huettmann, K.N. Kosobokova, B.I. Sirenko, and J.M. Węśławski (2011), Arctic marine biodiversity: an update of species richness and examples of biodiversity change, *Oceanography* **24**, 232–248.
- Boehnke, R., M. Głuchowska M., K. Wojczulanis-Jakubas, D. Jakubas, N.J. Karnovsky, W. Walkusz, S. Kwaśniewski, and K. Błachowiak-Samołyk (2015), Supplementary diet components of little auk chicks in two contrasting regions on the West Spitsbergen coast, *Polar Biology* **38**, 261–267.
- Boehnke, R., K. Bałazy, D. Jakubas, K. Wojczulanis-Jakubas, and K. Błachowiak-Samołyk (2017), Meso-scale variations in diet composition of little auk chicks in north-west Spitsbergen, *Polar Research* **36**, 1409585.
- Bogdanowicz, W., M. Pilot, M. Gajewska, E. Suchecka, and M. Golachowski (2013), Genetic diversity in a moulting colony of southern elephant seals in comparison with breeding colonies, *Marine Ecology Progress Series* **478**, 287–300.
- Borszcz, T., and P. Bałazy (2016), Direct evidence of sea anemone predation on Arctic echinoids, *Marine Biodiversity* **46**, 13–14.
- Borszcz, T., P. Kukliński, P.D. Taylor (2013), Patterns of magnesium content in Arctic bryozoan skeletons along a depth gradient, *Polar biology* **36**, 193–200.
- Borysiak, J., M. Grzes, M. Pulina, and G. Szpikowska (2015), Hydrogeochemical and biogeochemical processes in Kaffioyra river catchments (Spitsbergen, Norway), *Quaestiones Geographicae* **34**, 1, 111–124
- Borysiak, J., M. Grześ, M. Pulina, and G. Szpikowska (2015), Hydrogeochemical and biogeochemical processes in Kaffioyra River catchments (Spitsbergen, Norway), *Questiones Geographicae* **34**, 111–124.
- Brewster, J. D., C. Giraldo, H. Swanson, W. Walkusz, T.N. Loewen, J.D. Reist, G.A. Stern, and L.L. Loseto (2016), Ecological niche of coastal Beaufort Sea fishes defined by stable isotopes and fatty acids, *Marine Ecology Progress Series* **559**, 159–173.
- Brix, S., A.N. Lorz, A.M. Jażdżewska, L. Hughes, A.H.S. Tandberg, K. Pabis, S. Stransky, T. Krapp-Schickel, J.C. Sorbe, E. Hendrycks, W. Vader, I. Frutos, T. Horton, K. Jażdżewski, P. Peart, J. Beermann, C.O. Coleman, L. Buhl-Mortensen, L. Corbari, C. Havermans, R. Tato, and A.J. Campean (2018), Amphipod family distributions around Iceland, *ZooKeys* **731**, 1–53.
- Brix, S., B. Stransky, M. Maljutina, K. Pabis, J. Svavarsson, and T. Riehl (2018), Distribution patterns of isopods (Crustacea) in Icelandic and adjacent waters, *Marine Biodiversity* **48**, 783–811.
- Brown, P. J., L. Jullion, P. Landschuetzer, D.C.E. Bakker, A.C.N. Garabato, M.P. Meredith, S. Torres-Valdes, A.J. Watson, M. Hoppema, B. Loose, E.M. Jones, M. Telszewski, S.D. Jones, and R. Wanninkhof (2015), Carbon dynamics of the Weddell Gyre, Southern Ocean, *Global Biogeochemical Cycles* **29**, 288–306.
- Brown, T.A., S.T. Belt, A. Tatarek, and C.J. Mundy (2014), Source identification of the Arctic sea ice proxy IP25, *Nature Communications* **5**, 4197.

- Buchholz, F., C. Buchholz, and J.M. Węśławski (2010), Ten years after: krill as indicator of changes in the macro-zooplankton communities of two Arctic fiords, *Polar Biology* **33**, 101–114.
- Buchwał, A., G. Rachlewicz, P. Fonti, P. Cherubini, and H. Gaertner (2013), Temperature modulates intra-plant growth of *Salix polaris* from a high Arctic site (Svalbard), *Polar Biology* **36**, 9, 1305–1318.
- Buchwał, A., W. Szczuciński, M.C. Strzelecki, and A.J. Long (2015), New insights into the 21 November 2000 tsunami in West Greenland from analyses of the tree-ring structure of *Salix glauca*, *Polish Polar Research* **36**, 1, 51–65.
- Buchwał, A., S. Weijers, D. Blok, and B. Elberling (2019), Temperature sensitivity of willow dwarf shrub growth from two distinct High Arctic sites, *International Journal of Biometeorology* **63**, 2, 167–181.
- Bukowska-Jania, E. (2007), The role of glacier system in migration of calcium carbonate on Svalbard, *Polish Polar Research* **28**, 137–155.
- Bulczak, A.I., S. Bacon, A.C.N. Garabato, A. Ridout, M.J.P. Sonnewald, and S.W. Laxon (2015), Seasonal variability of sea surface height in the coastal waters and deep basins of the Nordic Seas, *Geophysical Research Letters* **42**, 113–120.
- Bystrowska, M., K. Wigger, and D. Liggett (2017) The Use of Information and Communication Technology (ICT) in Managing High Arctic Tourism Sites: A Collective Action, *Resources Basel* **6**, 33.
- Calleja, M.L., P. Kerhervé, S. Bourgeois, M. Kędra, A. Leynaert, E. Devred, M. Babin, and N. Morata (2017), Effects of increase glacier discharge on phytoplankton bloom dynamics and pelagic geochemistry in a high Arctic fjord, *Progress in Oceanography* **159**, 195–210.
- Carlsen, B.P., G. Johnsen, J. Berge, and P. Kukliński (2007), Biodiversity patterns of macroepifauna on different lamina parts of *Laminaria digitata* and *Saccharina latissima* collected during spring and summer 2004 in Kongsfjorden, Svalbard, *Polar Biology* **30**, 939–943.
- Carroll, J., A. Zaborska, C. Papucci, A. Schirone, M. Carroll, and J. Pempkowiak (2008), Accumulation of organic carbon in the western Barents sea sediments, *Deep Sea Research II* **55**, 2361–2371.
- Carstensen, J., and A. Weydmann (2012), Tipping points in the Arctic: Eyeballing or statistical significance, *Ambio* **41**, 34–43.
- Carstensen, J., A. Weydmann, A. Olszewska, and S. Kwaśniewski (2012), Effects of environmental conditions on the biomass of *Calanus* spp. in the Nordic Seas, *Journal of Plankton Research* **34**, 951–966.
- Cassano, J. J., A. DuVivier, A. Roberts, M. Hughes, M. Seefeldt, M. Brunke, A. Craig, B. Fisel, W. Gutowski, J. Hamman, M. Higgins, W. Maslowski, B. Nijssen, R. Osiński, and X. Zeng (2017), Development of the Regional Arctic System Model (RASM): Near-surface atmospheric climate sensitivity, *Journal of Climate* **30**, 5729–5753.
- Chandler, B.M.P., H. Lovell, C.M. Boston, S. Lukas, I.D. Barr, Í.Ö. Benediktsson, D.I. Benn, C.D. Clark, C.M. Darvill, D.J.A. Evans, M.W. Ewertowski, D. Loibl, M. Margold, J.C. Otto, D.H. Roberts, C.R. Stokes, R.D. Storrar, and A.P. Stroeven (2018), Glacial

- geomorphological mapping: A review of approaches and frameworks for best practice, *Earth Science Reviews* **185**, 806–846.
- Chwedorzewska, K.J. (2008), *Poa annua* L. in Antarctic – searching for the source of introduction, *Polar Biology* **31**, 263–268.
- Chwedorzewska, K.J. (2009), Terrestrial Antarctic Ecosystems at the Changing World – an overview, *Polish Polar Research* **30**, 4, 263–273.
- Chwedorzewska, K.J., and P.T. Bednarek (2008), Genetic variability in the Antarctic hair-grass *Deschampsia antarctica* Desv. from maritime Antarctic and sub-Antarctic sites, *Polish Journal of Ecology* **56**, 209–216.
- Chwedorzewska, K.J., and P.T. Bednarek (2011), Genetic and epigenetic studies on populations of *Deschampsia antarctica* Desv. from contrasting environments at King George Island (Antarctic), *Polish Polar Research* **32**, 1, 15–26.
- Chwedorzewska, K.J., and P.T. Bednarek (2012), Genetic and epigenetic variation in a cosmopolitan grass (*Poa annua* L.) from Antarctic and Polish populations, *Polish Polar Research* **33**, 2, 63–80.
- Chwedorzewska, K.J., and M. Korczak (2010), Human impact upon the environment in the vicinity of Arctowski Station, King George Island, Antarctica, *Polish Polar Research* **31**, 1, 45–60.
- Chwedorzewska, K.I., I. Giełwanowska, E. Szczuka, and A. Bochenek (2008), High anatomical and low genetic diversity in *Deschampsia antarctica* Desv. from King George Island (the Antarctic), *Polish Polar Research* **29**, 4, 377–386.
- Chwedorzewska, K.J., M. Korczak, P.T. Bednarek, and M. Markowska-Potocka (2010), Low genetic differentiation between two morphotypes of the gastropod *Nacella concinna* from Admiralty Bay, Antarctica, *Polish Polar Research* **31**, 2, 195–200.
- Chwedorzewska, K.J., M. Korczak-Abshire, M. Olech, M. Lityńska-Zajac, and A. Augustyniuk-Kram (2013), Alien invertebrates transported accidentally to the Polish Antarctic Station in cargo, on fresh foods, *Polish Polar Research* **34**, 1, 55–66.
- Chwedorzewska, K.J., I. Giełwanowska, M. Olech, M.A. Molina-Montenegro, M. Wódkiewicz, and H. Galera (2015), *Poa annua* L. in the maritime Antarctic: An overview, *Polar Record* **51**, 6, 637–643, DOI: 10.1017/S00322474000916.
- Ciesielski, S., D. Górniak, J. Możejko, A. Świątecki, J. Grzesiak, and M. Zdanowski (2014), The diversity of bacteria isolated from Antarctic freshwater reservoirs possessing the ability to produce polyhydroxyalkanoates, *Current Microbiology* **69**, 5, 594–603.
- Cieszyńska, A., and M. Stramska (2018), Climate-related trends and meteorological conditions in the Porsanger fjord, Norway, *Oceanologia* **60**, 344–366.
- Cinque, L., R. Cossu, D. Mansutti, R.M. Spitaleri, and M. Błaszczuk (2016), Tuning of level-set algorithm for speckled image segmentation, *Pattern Analysis and Applications* **19**, 1081–1092.
- Ciok, A., L. Dziewit, J. Grzesiak, K. Budzik, D. Gorniak, M.K. Zdanowski, and D. Bartosik (2016), Identification of miniature plasmids in psychrophilic Arctic bacteria of the genus *Variovorax*, *FEMS Microbiology Ecology* **92**, 4, fiw 043.
- Ciok, A., K. Budzik, M.K. Zdanowski, J. Gawor, J. Grzesiak, P. Decewicz, R. Gromadka, D. Bartosik, and L. Dziewit (2018), Plasmids of psychrotolerant polaromonas spp.

- isolated from Arctic and Antarctic glaciers – diversity and role in adaptation to polar environments, *Frontiers in Microbiology* **9**, 1285.
- Cisek, M., F. Colao, E. Demetrio, A. Di Cicco, V. Drozdowska, L. Fiorani, I. Goszczko, V. Łazić, I.G. Okladnikov, A. Palucci, J. Piechura, C. Poggi, M. Sighicelli, W. Walczowski, and P. Wieczorek (2010), Remote and local monitoring of dissolved and suspended fluorescent organic matter off the Svalbard, *Journal of Optoelectronics and Advanced Materials* **12**, 1604–1618.
- Cisek, M., P. Makuch, and T. Petelski (2017), Comparison of meteorological conditions in Svalbard fjords: Hornsund and Kongsfjorden, *Oceanologia* **59**, 413–421.
- Cisek, M., T. Petelski, T. Zieliński, P. Makuch, P. Pakszys, A. Rozwadowska, and P. Markuszewski (2017), Aerosol optical depth variations due to local breeze circulation in Kongsfjorden, Spitsbergen, *Oceanologia* **59**, 422–430.
- Citta, J.J., S.R. Okkonen, L.T. Quakenbush, W. Maslowski, R. Osieński, J.C. George, R.J. Small, H. Brower, M.P. Heide-Jørgensen, and L.A. Harwood (2017), Oceanographic characteristics associated with autumn movements of bowhead whales in the Chukchi Sea, *Deep Sea Research Part II, Topical Studies in Oceanography* **152**, 121–131.
- Ćwiakala, J.**, M. Moskalik, M. Forwick, K. Wojtysiak, J. Giżejowski, and W. Szczuciński (2018), Submarine geomorphology at the front of the retreating Hansbreen tidewater glacier, Hornsund fjord, southwest Spitsbergen, *Journal of Maps* **14**, 2, 123–134, DOI: 10.1080/17445647.2018.1441757.
- Dąbski, M., A. Zmarz, P. Pabjanek, M. Korczak-Abshire, I. Karsznia, and K. Chwedorzewska (2017), UAV-based detection and spatial analyses of periglacial landforms on Demay Point (King George Island, South Shetland Islands, Antarctica), *Geomorphology* **290**, 1, 29–38.
- De Andres, E., J. Otero, F. Navarro, A. Promińska, J. Lapazaran, and W. Walczowski (2018), A two-dimensional glacier-fjord coupled model applied to estimate submarine melt rates and front position changes of Hansbreen, Svalbard, *Journal of Glaciology* **64**, 745–758.
- De Broyer, C., B. Danis, L. Allcock, M. Angel, C. Arango, T. Artois, D. Barnes, I. Bartsch, M. Bester, K. Błachowiak-Samołyk, M. Błażewicz, J. Bohn, A. Brandt, S.N. Brandao, B. David, M. De Salas, M. Eleaume, C. Emig, D. Fautin, K.H. George, D. Gillan, A. Gooday, R. Hopcroft, M. Jangoux, D. Janussen, P. Koubbi, J. Kouwenberg, P. Kukliński, R. Ligowski, D. Lindsay, K. Linse, M. Longshaw, P. Lopez-Gonzalez, P. Martin, T. Munilla, U. Muehlenhardt-Siegel, B. Neuhaus, J. Norenburg, C. Ozouf-Costaz, E. Pakhomov, W. Perrin, V. Petryashov, A.L. Pena-Cantero, U. Piatkowski, A. Pierrot-Bults, A. Rocka, J. Saiz-Salinas, L. Salvini-Plawen, V. Scarabino, S. Schiaparelli, M. Schroedl, E. Schwabe, F. Scott, J. Sicinski, V. Siegel, I. Smirnov, S. Thatje, A. Utevsy, A. Vanreusel, C. Wiencke, E. Woehler, K. Zdzitowiecki, and W. Zeidler (2011), How many species in the Southern Ocean? Towards a dynamic inventory of the Antarctic marine species, *Deep Sea Research II* **58**, 5–17.
- De Steur, L., E. Hansen, C. Mauritzen, A. Beszczyńska-Möller, and E. Fahrbach (2014), Impact of recirculation on the East Greenland Current in Fram Strait: Results from moored current meter measurements between 1997 and 2009, *Deep-sea Research Part I – Oceanographic Research Papers* **92**, 26–40.

- Decaulne, A., G. Rachlewicz, S.F. Lamoureux, and A.A. Beylich (2013), Sediment Budgets in Cold Environments Sedimentary fluxes dynamics in the changing mountain and polar environment: Monitoring, record & consequences, *Zeitschrift für Geomorphologie* **57**, 2, 1–1.
- Deja, K., J.M. Węśławski, T. Borszcz, M. Włodarska-Kowalczyk, P. Kukliński, P. Bałazy, and P. Kwiatkowska (2016), Recent distribution of Echinodermata species in Spitsbergen coastal waters, *Polish Polar Research* **37**, 511–526.
- Dettai, A., S. Adamowicz, A.L. Allcock, C. Arango, D.K.A. Barnes, I. Barratt, A. Chenuil, A. Couloux, C. Cruaud, B. David, F. Denis, G. Denys, A. Díaz, M. Eleaume, J.P. Féral, A. Froger, C. Gallut, R. Grant, C. Held, L. Hemery, G. Hosie, P. Kukliński, G. Lecointre, K. Linse, P. Lozouet, C. Mah, F. Monniot, M.D. Norman, C. Ozouf-Costaz, C. Piedallu, B. Pierrat, E. Poulin, N. Puillandre, M. Riddle, S. Samadi, T. Saucède, P.J. Smith, D.W. Stevens, D. Steinke, J.M. Strugnell, K. Tarnowska, V. Wadley, and N. Ameziane (2011), Barcoding and molecular systematics of the benthic and demersal organisms of CEAMARC, *Polar Science* **5**, 298–312.
- Dobiński, W. (2010), Geophysical characteristics of permafrost in the Abisko area, northern Sweden, *Polish Polar Research* **3**, 141–158.
- Dobiński, W. (2011), Permafrost, *Earth-Science Reviews* **108**, 158–169.
- Dobiński, W. (2012), The concept of cryo-conditioning in landscape evolution – comment to the paper published by Ivar Berthling and Bernd Etzelmüller, *Quaternary Research* **77**, 211–212.
- Dobiński, W. (2012), The cryosphere and Glacial Permafrost as its Integral Component, *Central European Journal of Geosciences* **4**, 623–640.
- Dobiński, W., M. Grabiec, and B. Gądek (2011), Spatial relationship in interaction between glacier and permafrost in different mountainous environments of high and mid latitudes, based on GPR research, *Geological Quarterly* **55**, 15–27.
- Dobiński, W., M. Grabiec, and M. Glazer (2017), Cold temperate transition surface and permafrost base (CTS-PB) as an environmental axis in glacier-permafrost relationship, based on research carried on the Storglaciären and its forefield, northern Sweden, *Quaternary Research* **88**, 551–569.
- Dobrzyn, P., A. Tatur, and A. Keck (2009), Photosynthetic pigments as indicators of phytoplankton development during spring and summer in Adventfjorden (Spitsbergen), *Oceanology* **49**, 368–376.
- Dolnicki, P., M. Grabiec, D. Puczko, Ł. Gawor, T. Budzik, and J. Klementowski (2013), Variability of temperature and thickness of permafrost active layer at coastal sites of Svalbard, *Polish Polar Research* **34**, 353–374.
- Domaciuk, M., E. Szczuka, I. Giełwanowska, and J. Bednara (2013), Structure of *Deschampsia antarctica* Desv. anther and pollen grain under the confocal microscope, *Annales UMCS, Sectio C* **68**, 7–14, DOI: 10.2478/v10067-012-0029-5.
- Domaciuk, M., A. Leszczuk, E. Szczuka, W. Kellmann-Sopyła, J. Koc, and I. Giełwanowska (2016), Female sporogenesis in the native Antarctic grass *Deschampsia antarctica* Desv, *Polish Polar Research* **37**, 2, 289–302, DOI: 10.1515/popore2016-0016.
- Dragon, K., M. Marciniak, J. Szpikowski, G. Szpikowska, and T. Wawrzyniak (2015), The hydrochemistry of glacial Ebba River (Petunia Bay, Central Spitsbergen):

- Groundwater influence on surface water chemistry, *Journal of Hydrology* **529**, 1499–1510.
- Drewnik, A., J.M. Węśławski, M. Włodarska-Kowalczyk, M. Łącka, A. Promińska, A. Zaborska, and M. Głuchowska (2016), From the worm's point of view. I: Environmental settings of benthic ecosystems in Arctic fjord (Hornsund, Spitsbergen), *Polar Biology* **39**, 1411–1424.
- Drewnik, A., J.M. Węśławski, and M. Włodarska-Kowalczyk (2017), Benthic Crustacea and Mollusca distribution in Arctic fjord – case study of patterns in Hornsund, Svalbard, *Oceanologia* **59**, 565–575.
- Driemel, A., E. Fahrbach, G. Rohardt, A. Beszczynska-Möller, A. Boetius, G. Budéus, B. Cisewski, R. Engbrodt, S. Gauger, W. Geibert, P. Geprägs, D. Gerdes, R. Gersonde, A.L. Gordon, H. Grobe, H.H. Hellmer, E. Isla, S.S. Jacobs, M. Janout, W. Jokat, M. Klages, G. Kuhn, J. Meincke, S. Ober, S. Østerhus, R.G. Peterson, B. Rabe, B. Rudels, U. Schauer, M. Schröder, S. Schumacher, R. Sieger, J. Sildam, T. Soltwedel, E. Stangeew, M. Stein, V.H. Strass, J. Thiede, S. Tippenhauer, C. Veth, W.J. von Appen, M.F. Weirig, A. Wisotzki, D.A. Wolf-Gladrow, and T. Kanzow (2017), From pole to pole: 33 years of physical oceanography onboard R/V Polarstern, *Earth System Science Data* **9**, 211–220.
- Drozdowska, V., and L. Poryvkina (2011), Temporal and spatial changes in the bio-optical properties of seawater in the Nordic Seas – AREX'2003 and 2006", *Oceanologia* **53**, 3, 731–743.
- Dulska, J., J. Wasilewski, P. Androsiuk, W. Kellmann-Sopyła, K. Głowacka, R. Górecki, K.J. Chwedorzewska, and I. Gielwanowska (2019), The effect of sodium fluoride on seeds germination and morphophysiological changes in the seedlings of the Antarctic species *Colobanthus quitensis* (Kunth) Bartl. and the Subantarctic species *Colobanthus apetalus* (Labill.) Druce, *Polish Polar Research* **40**, 3, 255–272, DOI: 10.24425/ppr.2019.129673.
- Dushaw, B.D., H. Sagen, and A. Beszczyńska-Möller (2016), On the effects of small-scale variability on acoustic propagation in Fram Strait: The tomography forward problem, *Journal of the Acoustical Society of America* **140**, 1286–1299.
- Dushaw, B.D., H. Sagen, and A. Beszczyńska-Möller (2016), Sound speed as a proxy variable to temperature in Fram Strait, *Journal of the Acoustical Society of America* **140**, 622–630.
- DuVivier, A.K., J.J. Cassano, A. Craig, J. Hamman, W. Maslowski, B. Nijssen, R. Osinski, and A. Roberts (2016), Winter atmospheric buoyancy forcing and oceanic response during strong wind events around Southeastern Greenland in the Regional Arctic System Model (RAS) for 1990–2010, *Journal of Climate* **29**, 975–994.
- Dzido, J., A. Kijewska, and J. Rokicki (2011), Selected mitochondrial genes as species markers of the Arctic *Contraecum osculatum* complex, *Journal of Helminthology* **13**, 1–7.
- Dzido, J., A. Kijewska, and J. Rokicki (2012), Selected mitochondrial genes as species markers of the Arctic *Contraecum osculatum* complex, *Journal of Helminthology* **86**, 252–258.
- Dzieciuch, M.A., P.F. Worcester, H. Sagen, S. Sandven, F. Geyer, A. Beszczyńska-Möller, and B.D. Dushaw (2015), Resolution, identification, and stability of broadband acoustic arrivals in Fram Strait, *Journal of the Acoustical Society of America* **138**, 1743.

- Dziewit, Ł., J. Grzesiak, A. Ciok, M. Nieckarz, M.K. Zdanowski, and D. Bartosik (2013), Sequence determination and analysis of three plasmids of *Pseudomonas* sp. GLE121, a psychrophile isolated from surface ice of Ecology Glacier (Antarctica), *Plasmid* **70**, 2, 254–262.
- Dziewit, Ł., A. Cegielski, K. Romaniuk, W. Uhrynowski, A. Szych, P. Niesiobedzki, M.J. Żmuda-Baranowska, M.K. Zdanowski, and D. Bartosik (2013), Plasmid diversity in arctic strains of *Psychrobacter* spp., *Extremophiles* **17**, 433–444.
- Dzik, J. (2007), The Verdun Syndrome: simultaneous origin of protective armor and infaunal shelters at the Precambrian-Cambrian transition, **In:** P. Vickers-Rich, P. Komarower (eds), *The Rise and Fall of the Ediacaran Biota*, Geological Society, Special Publications 286, London, 405–414.
- Dzik, J. (2011), The xenusian-to anomalocaridid transition within the lobopodians, *Bolletino della Società Paleontologica Italiana* **50**, 65–74.
- Dzik, J. (2015), Evolutionary roots of the conodonts with increased number of elements in the apparatus, *Earth and Environmental Science Transactions of the Royal Society of Edinburgh* **106**, 29–53.
- Dzik, J., and D. Mazurek (2013), Affinities of the alleged earliest Cambrian gastropod *Aldanella*, *Canadian Journal of Zoology* **91**, 914–923.
- Dzik, J., and T.A. Moskalenko (2016), Problematic scale-like fossils from the Ordovician of Siberia with possible affinities to vertebrates, *Neues Jahrbuch für Geologie und Paläontologie, Abhandlungen* **279**, 251–260.
- Elster, J., and G. Rachlewicz (2012), Petuniabukta, Billefjorden in Svalbard: Czech-Polish long-term ecological and geographical research, *Polish Polar Research* **33**, 4, 289–295.
- Evans, D.J., M.C. Strzelecki, D. Milledge, and C. Orton (2012), Hørbyebreen polythermal glacial landsystem, Svalbard, *Journal of Maps* **8**, 2, 146–156.
- Evenset, G.N., J. Christensen, J. Carroll, A. Zaborska, U. Berger, D. Herzke, and D. Gregor (2007), Historical trends in persistent organic pollutants and heavy metals recorded in sediment from Lake Ellasjøen, Bjørnøya, Norwegian Arctic, *Environmental Pollution* **146**, 196–205.
- Ewertowski, M.W., and A.M. Tomczyk (2015), Quantification of the ice-cored moraines' short-term dynamics in the high-Arctic glaciers Ebbabreen and Ragnarbreen, Petuniabukta, Svalbard, *Geomorphology* **234**, 211–227.
- Ewertowski, M.W., D.J.A. Evans, D.H. Roberts, and A.M. Tomczyk (2016), Glacial geomorphology of the terrestrial margins of the tidewater glacier, Nordenskiöldbreen, Svalbard, *Journal of Maps* **12**, 476–487.
- Ewertowski, M.W., D.J.A. Evans, D.H. Roberts, A.M. Tomczyk, W. Ewertowski, and K. Pleskot (2019), Quantification of historical landscape change on the foreland of a receding polythermal glacier, Hørbyebreen, Svalbard, *Geomorphology* **325**, 40–54.
- Ewertowski, M.W., A.M. Tomczyk, D.J.A. Evans, D.H. Roberts, and W. Ewertowski (2019), Operational framework for rapid, very-high resolution mapping of glacial geomorphology using low-cost unmanned aerial vehicles and structure-from-motion approach, *Remote Sensing* **11**, 1, DOI: 10.3390/rs11010065.

- Fey, D.P., and J.M. Węśławski (2017), Age, growth rate, and otolith growth of polar cod (*Boreogadus saida*) in two fjords of Svalbard, Kongsfjorden and Rijpfjorden, *Oceanologia* **59**, 576–584.
- Fiers, F., and L. Kotwicki (2013), The multiple faces of *Nannopus palustris* auct. reconsidered: Amorphological approach (Copepoda: Harpacticoida: Nannopodidae), *Zoologischer Anzeiger – a Journal of Comparative Zoology* **253**, 36–65.
- Figuerola, B., P. Kukliński, and P.D. Taylor (2015), Depth patterns in Antarctic bryozoan skeletal Mg-calcite: Can they provide an analogue for future environmental changes?, *Marine Ecology Progress Series* **540**, 109–120.
- Figuerola, B., P. Kukliński, F. Carmona, and P.D. Taylor (2017), Evaluating potential factors influencing branch diameter and skeletal Mg-calcite using an Antarctic cyclostome bryozoan species, *Hydrobiologia* **799**, 101–110.
- Findlay, H.S., G. Gibson, M. Kędra, N. Morata, M. Orchowska, A.K. Pavlov, M. Reigstad, A. Silyakova, J.E. Tremblay, W. Walczowski, A. Weydmann, and C. Logvinova (2015), Responses in Arctic marine carbon cycle processes: conceptual scenarios and implications for ecosystem function, *Polar Research* **34**, 24252.
- Fortuniak, K., R. Przybylak, A. Arażny, W. Pawlak, and P. Wyszynski (2017), Sea water surface energy balance in the Arctic fjord (Hornsund, SW Spitsbergen) in May–November 2014, *Theor. Appl. Climatol.* **127**, 1–2, 441–463, DOI 10.1007/s00704-016-1756-3.
- Fürst, J.J., F. Gillet-Chaulet, T.J. Benham, J.A. Dowdeswell, M. Grabiec, F. Navarro, R. Pettersson, G. Moholdt, B. Nuth Ch. Sass, K. Aas, X. Fettweis, C. Lang, T. Seehaus, and M. Braun (2017), Application of two-step approach for mapping ice thickness to various glacier types, *The Cryosphere* **11**, 2003–2032.
- Galera, H., K.J. Chwedorzewska, and M. Wódkiewicz (2015), Response of *Poa annua* to extreme conditions: comparison of morphological traits between populations from cold and temperate climate conditions, *Polar Biology* **38**, 1657–1666, DOI: 10.1007/s00300-015-1731-y.
- Galera, H., M. Wódkiewicz, E. Czyż, S. Łapiński, M.E. Kowalska, M. Pasik, M. Rajner, P. Bylina, and K.J. Chwedorzewska (2017), First step to eradication of *Poa annua* L. from Point Thomas Oasis (King George Island, South Shetlands, Antarctica), *Polar Biology* **40**, 4, 939–45.
- Galera, H., K.J. Chwedorzewska, M. Korczak-Abshire, and M. Wódkiewicz (2018), What affects the probability of biological invasions in Antarctica? Using an expanded conceptual framework to anticipate the risk of alien species expansion, *Biodiversity and Conservation* **27**, 1789–1809, DOI: 10.1007/s10531-018-1547-5.
- Galera, H., A. Rudak, E.A. Czyż, K.J. Chwedorzewska, A. Znój, and M. Wódkiewicz (2019), The role of the soil seed store in the survival of an invasive population of *Poa annua* at Point Thomas Oasis, King George Island, maritime Antarctica, *Global Ecology and Conservation* **19**, e00679, DOI: 10.1016/j.gecco.2019.e00679.
- Gallet, J.-C., M.P. Björkman, C. Larose, B. Luks, T. Martma, and C. Zdanowicz (2018), Protocols and recommendations for the measurement of snow physical properties, and sampling of snow for black carbon, water isotopes, major ions and microorganisms, Kortrapport No. 46, Norsk Polarinstitutt, <http://hdl.handle.net/11250/2486183>.

- Gawor, J., J. Grzesiak, J. Sasin-Kurowska, P. Borsuk, R. Gromadka, D. Górniak, A. Świątecki, T. Aleksandrak-Piekarczyk, and M.K. Zdanowski (2016), Evidence of adaptation, niche separation and microevolution within the genus *Polaromonas* on Arctic and Antarctic glacial surfaces, *Extremophiles* **20**, 4, 403–413.
- Gaździcki, A., and W. Majewski (2012), Foraminifera from the Eocene La Meseta Formation of Isla Marambio (Seymour Island), Antarctic Peninsula, *Antarctic Science* **24**, 408–416.
- Gaździcki, A., A. Tatur, U. Hara, and R. del Valle (2004), The Weddell Sea Formation: post-Late Pliocene terrestrial glacial deposits on Seymour Island, Antarctic Peninsula, *Polish Polar Research* **25**, 189–204.
- Giełwanowska, I. (2013), Biologiczne przystosowania roślin kwiatowych do warunków klimatycznych Antarktyki morskiej, *Kosmos* **3**, 381–391.
- Giełwanowska, I. (2016), Uprawa roślin polarnych, *Biuletyn Polarny* **19/20**, 71–75. Komitet Badań Polarnych i Klub Polarny, Kraków-Wrocław.
- Giełwanowska, I., and W. Kellmann-Sopyła (2015), Generative reproduction of Antarctic grasses, the native species *Deschampsia antarctica* Desv. and the alien species *Poa annua* L., *Polish Polar Research* **36**, 3, 261–279, DOI: 10.1515/popore-2015-0016.
- Giełwanowska, I., and M. Olech (2012), New ultrastructural and physiological features of the thallus in Antarctic lichens, *Acta Biologica Cracoviensia Series Botanica* **54**, 1, 1–13. DOI: 10.2478/v10182-012-0004-0.
- Giełwanowska, I., and E. Szczuka (2005), New ultrastructural features of organelles in *Deschampsia antarctica* Desv. leaf cells, *Polar Biology* **28**, 12, 951–955, DOI: 10.1007/s00300-005-0024-2.
- Giełwanowska, I., A. Bochenek, and P. Loro (2005), Biology of generative reproduction of *Deschampsia Antarctica*. In: L. Frey and W. Szafer (eds.), *Biology of Grasses*, Institute of Botany, Polish Academy of Sciences, 181–195.
- Giełwanowska, I., E. Szczuka, J. Bednara, and R. Górecki (2005), Anatomical Features and Ultrastructure of *Deschampsia antarctica* (Poaceae) Leaves from Different Growing Habitats, *Annals of Botany* **96**, 6, 1109–1119, DOI: 10.1093/aob/mci262.
- Giełwanowska, I., E. Szczuka, M. Kościńska-Pająk, and J. Bednara (2005), Microtubular Cytoskeleton During Microsporogenesis of *Dactylorhiza majalis* (Rchb.) Hunt et Summerh., *Acta Biologica Cracoviensia, Series Botanica* **47**, 1, 115–122.
- Giełwanowska, I., E. Szczuka, and A. Bochenek (2006), Zapylenie u antarktycznej rośliny kwiatowej *Colobanthus quitensis* (Kurth) Bartl., *Acta Agrobotanica* **59**, 1, 123–131.
- Giełwanowska, I., A. Bochenek, and E. Szczuka (2007), Development of the pollen in the Antarctic flowering plant *Colobanthus quitensis* (Kunth) Bartl., *Acta Agrobotanica* **60**, 2, 3–8.
- Giełwanowska, I., A. Bochenek, and P. Loro (2008), Anatomical responses of *Colobanthus quitensis* (Kunth) Bartl. and *Deschampsia antarctica* Desv. to abiotic stress factors, *Ecological Questions* **9**, 45–56.
- Giełwanowska, I., A. Bochenek, E. Gojło, R. Górecki, W. Kellmann, M. Pastorczyk, and E. Szczuka (2011), Biology of reproduction of *Colobanthus quitensis* (Kunth) Bartl., *Polish Polar Research* **32**, 2, 139–155.

- Gielwanowska, I., M. Pastorczyk, M. Lisowska, M. Węgrzyn, and R.J. Górecki (2014), Cold stress reflects on ultrastructure organelles in polar Caryophyllaceae, *Polish Polar Research* **35**, 4, 627–646, DOI: 10.2478/popore-2014-0029.
- Gielwanowska, I., M. Pastorczyk, W. Kellmann-Sopyła, D. Górniak, and R. Górecki (2015), Morphological and ultrastructural changes of organelles in leaf mesophyll cells of the Arctic and Antarctic plants of Poaceae family under the cold influence, *Arctic, Antarctic, and Alpine Research* **47**, 1, 17–25, DOI: 10.1657/AAAR0014-019.
- Giraldo, C., A. Stasko, W. Walkusz, A. Majewski, B. Rosenberg, M. Power, H. Swanson, and J.D. Reist (2018), Feeding of Greenland halibut (*Reinhardtius hippoglossoides*) in the Canadian Beaufort Sea, *Journal of Marine Systems* **183**, 32–41.
- Gjelten, H.M., Ø. Nordli, K. Isaksen, E.J. Førland, P.N. Sviashchennikov, P. Wyszynski, U. Prokhorova, R. Przybylak, B.V. Ivanov, and A.V. Urazgildeeva (2016), Air temperature variations and gradients along the coast and fjords of western Spitsbergen, *Polar Research* **35**, 29878, DOI: 10.3402/polar.v35.29878.
- Głowacki, O., G.B. Deane, M. Moskalik, P. Blondel, J. Tegowski, and M. Blaszczyk (2015), Underwater acoustic signatures of glacier calving, *Geophysical Research Letters* **42**, 804–812.
- Głowacki, O., G.B. Deane, and M. Moskalik (2018), The intensity, directionality, and statistics of underwater noise from melting icebergs, *Geophysical Research Letters* **45**, 9, 4105–4113, DOI: 10.1029/2018GL077632.
- Głuchowska, M., S. Kwaśniewski, A. Promińska, A. Olszewska, I. Goszczko, S. Falk-Petersen, H. Hop, and J.M. Węślawski (2016), Zooplankton in Svalbard fjords on the Atlantic-Arctic boundary, *Polar Biology* **39**, 1785–1802.
- Głuchowska, M., P. Dalpadado, A. Beszczyńska-Möller, A. Olszewska, R.B. Ingvaldsen, and S. Kwaśniewski (2017), Interannual zooplankton variability in the main pathways of the Atlantic water flow into the Arctic Ocean (Fram Strait and Barents Sea branches), *ICES Journal of Marine Science* **74**, 1921–1936.
- Głuchowska, M., E. Trudnowska, I. Goszczko, A.M. Kubiszyn, K. Błachowiak-Samołyk, W. Walczowski, and S. Kwaśniewski (2017), Variations in the structural and functional diversity of zooplankton over vertical and horizontal environmental gradients en route to the Arctic Ocean through the Fram Strait, *Plos One* **12**, 1–26.
- Górniak, D., H. Marszałek, K. Jankowska, and J. Dunalska (2016), Bacterial community succession along the high Arctic valley of a lake-stream system (Bratteggdalen, SW Spitsbergen), *Boreal Environment Research* **21**, 115–133.
- Górniak, D., H. Marszałek, M. Kwaśniak-Kominek, G. Rzepa, and M. Manecki (2017), Soil formation and initial microbiological activity on a foreland of an Arctic glacier (SW Svalbard), *Applied Soil Ecology* **114**, 34–44, DOI: 10.1016/j.apsoil.2017.02.017.
- Górska, B., and M. Włodarska-Kowalczyk (2017), Food and disturbance effects on Arctic benthic biomass and production size spectra, *Progress in Oceanography* **152**, 50–61.
- Górska, B., K. Grzelak, L. Kotwicki, C. Hasemann, I. Schewe, T. Soltwedel, and M. Włodarska-Kowalczyk (2014), Bathymetric variations in vertical distribution patterns of meiofauna in the surface sediments of the deep Arctic ocean (HAUSGARTEN, Fram strait), *Deep-sea Research Part I – Oceanographic Research Papers* **91**, 36–49.

- Gorzelak, P., B. Błażejowski, A. Uchman, and N.M. Hanken (2013), First record of catacrinid crinoid (Catacrinidae, Crinoidea) from the Lower Permian of Spitsbergen, *Polish Polar Research* **34**, 139–150.
- Goszczo, I., R.B. Ingvaldsen, and I.H. Onarheim (2018), Wind-driven cross-shelf exchange – West Spitsbergen current as a source of heat and salt for the adjacent shelf in Arctic, *Journal of Geophysical Research, Oceans* **123**, 2668–2696.
- Grabiec, M., D. Puczko, T. Budzik, and G. Gajek (2011), Snow distribution patterns on Svalbard glaciers derived from radio-echo soundings, *Polish Polar Research* **32**, 393–421.
- Grabiec, M., J. Jania, D. Puczko, L. Kolondra, and T. Budzik (2012), Surface and bed morphology of Hansbreen, a tidewater glacier in Spitsbergen, *Polish Polar Research* **38**, 111–138.
- Grabiec, M., T. Budzik, and P. Głowacki (2012), Modelling and hindcasting of the mass balance of Werenskioldbreen (Southern Svalbard), *Arctic, Antarctic, and Alpine Research* **44**, 164–179.
- Grabiec, M., D. Ignatiuk, J.A. Jania, M. Moskalik, P. Głowacki, M. Błaszczuk, T. Budzik, and W. Walczowski (2017), Coast formation in an Arctic area due to glacier surge and retreat: the Hornbreen – Hambergbreen case from Spitsbergen, *Earth Surface Processes and Landforms* **43**, 387–400.
- Grabiec, M., D. Ignatiuk, J.A. Jania, M. Moskalik, P. Głowacki, M. Błaszczuk, T. Budzik, and W. Walczowski (2018), Coast formation in an Arctic area due to glacier surge and retreat: The Hornbreen-Hambergbreen case from Spitsbergen, *Earth Surface Processes and Landforms* **43**, 387–400.
- Granskog, M.A., A.K. Pavlov, S. Sagan, P. Kowalczyk, A. Raczowska, and C.A. Stedmon (2015), Effect of sea-ice melt on inherent optical properties and vertical distribution of solar radiant heating in Arctic surface waters, *Journal of Geophysical Research* **120**, 7028–7039.
- Grebmeier, J.M., B.A. Bluhm, L.W. Cooper, S.L. Danielson, K.R. Arrigo, A.L. Blanchard, J.T. Clarke, R.H. Day, K.E. Frey, R.R. Gradinger, M. Kędra, B. Konar, K.J. Kuletz, S.H. Lee, J.R. Lovvorn, B.L. Norcross, and S.R. Okkonen (2015), Ecosystem characteristics and processes facilitating persistent macrobenthic biomass hotspots and associated benthivory in the Pacific Arctic, *Progress in Oceanography* **136**, 92–114.
- Grebmeier, J.M., B.A. Bluhm, L.W. Cooper, S.G. Denisenko, K. Iken, M. Kędra, and C. Serratos (2015), Time-series benthic community composition and biomass and associated environmental characteristics in the Chukchi Sea during the RUSALCA 2004–2012 Program, *Oceanography* **28**, 116–133.
- Grebmeier, J.M., K.E. Frey, L.W. Cooper, and M. Kędra (2018), Trends in benthic macrofaunal populations, seasonal sea ice persistence, and bottom water temperatures in the Bering Strait region, *Oceanography* **31**, 130–146.
- Gremillet, D., J. Welcker, N.J. Karnovsky, W. Walkusz, M.E. Hall, J. Fort, Z. Brown, J.R. Speakman, and A.M.A. Harding (2012), Little auks suffer the impact of current Arctic climate change, *Marine Ecology-Progress Series* **454**, 197–206.
- Greuell, W., J. Kohler, F. Obleitner, P. Głowacki, K. Melvold, E. Bernsen, and J. Oerlemans (2007), Assessment of interannual variations in the surface mass balance of 18 Svalbard glaciers from the Moderate Resolution Imaging Spectroradiometer/Terra albedo product, *Journal of Geophysical Research* **112**, 1–11.

- Gryz, P., M. Korczak-Abshire, and A. Gerlée (2015), First record of the Austral Negrito (Aves, Passeriformes) from the South Shetlands, Antarctica, *Polish Polar Research* **36**, 3, 297–304.
- Gryz, P., A. Gerlée, and M. Korczak-Abshire (2018), New breeding site and records of King Penguin (*Aptenodytes patagonicus*) on the King George Island (South Shetlands, Western Antarctic), *Polar Record* **54**, 4, 275–283.
- Grzelak, K., and L. Kotwicki (2012), Meiofauna distribution in Horsund fiord, Spitsbergen, *Polar Biology* **35**, 269–280.
- Grzelak, K., and M.V. Sørensen (2018), New species of Echinoderes (Kinorhyncha: Cyclorhagida) from Spitsbergen, with additional information about known Arctic species, *Marine Biology Research* **14**, 113–147.
- Grzelak, K., M. Głuchowska, K. Gregorczyk, A. Winogradow, and J.M. Węśławski (2016), Nematode biomass and morphometric attributes as biological indicators of local environmental conditions in Arctic fjords, *Ecological Indicators* **69**, 368–380.
- Grzelak, K., L. Kotwicki, C. Hasemann, and T. Soltvvedel (2017), Bathymetric patterns in standing stock and diversity of deep-sea nematodes at the long-term ecological research observatory HAUSGARTEN (Fram Strait), *Journal of Marine Systems* **172**, 160–177.
- Grześ, M., M. Król, and I. Sobota (2009), Submarine evidence of the Aavatsmark and Dahl Glaciers fluctuations in the Kaffiøra region, NW Spitsbergen, *Polish Polar Research* **30**, 2, 143–160.
- Grzesiak, J., D. Górniak, A. Świętecki, T. Aleksandrak-Piekarczyk, K. Szatraj, and M.K. Zdanowski (2015), Microbial community development on the surface of Hans and Werenskiöld Glaciers (Svalbard, Arctic): a comparison, *Extremophiles* **19**, 885–897.
- Grzesiak, J., M.K. Zdanowski, D. Górniak, A. Świętecki, T. Aleksandrak-Piekarczyk, K. Szatraj, J. Sasin-Kurowska, and M. Nieckarz (2015), Microbial community changes along the Ecology Glacier ablation zone (King George Island, Antarctica), *Polar Biology* **38**, 12, 2069–2083.
- Gschwend, F., A. Majda, W. Majewski, and J. Pawlowski (2016), Psammophaga fuegia sp. nov., a new monothalamid foraminifer from the Beagle Channel, South America, *Acta Protozoologica* **55**, 101–110.
- Gulley, J.D., M. Grabiec, J.B. Martin, J. Jania, G. Catania, and P. Głowacki (2012), The effect of discrete recharge by moulins and heterogeneity in flow-path efficiency at glacier beds on subglacial hydrology, *Journal of Glaciology* **58**, 926–940.
- Halamski, A.T. (2013), Book review: D.J. Cantrill and I. Poole. 2012. *The Vegetation of Antarctica through Geological Time*, Cambridge University Press, Cambridge, *Polish Polar Research* **34**, 3, 322–324.
- Hamman, J., B. Nijssen, M. Brunke, J. Cassano, A. Craig, A. DuVivier, M. Hughes, D.P. Lettenmaier, W. Maslowski, R. Osiński, A. Roberts, and X. Zeng (2016), Land Surface Climate in the Regional Arctic System Model, *Journal of Climate* **29**, 6543–6562.
- Hamman, J., B. Nijssen, A. Roberts, A. Craig, W. Maslowski, and R. Osiński (2017), The coastal streamflow flux in the Regional Arctic System Model, *Journal of Geophysical Research-Oceans* **122**, 1683–1701.

- Hanaka, A., A. Plak, P. Zagórski, E. Ozimek, A. Rysiak, M. Majewska, and J. Jaroszuk-Ścisiel (2019), Relationships between the properties of Spitsbergen soil, number and biodiversity of rhizosphere microorganisms, and heavy metal concentration in selected plant species, *Plant and Soil* **436**, 1–2, 49–69, DOI: 10.1007/s11104-018-3871-7.
- Harding, A., K. Hobson, W. Walkusz, K. Dmoch, N. Karnovsky, T. Van Pelt, and J. Lifjeld (2008), Can stable isotope ($\delta^{13}\text{C}$ and $\delta^{15}\text{N}$) measurements of little auk (*Alle alle*) adults and chicks be used to track changes in high-Arctic marine foodwebs?, *Polar Biology* **31**, 725–733.
- Harding, A.M.A., C. Egevang, W. Walkusz, F. Merkel, S. Blanc, and D. Grémillet (2009), Estimating prey capture rates of a planktivorous seabird, the little auk (*Alle alle*), using diet, diving behaviour, and energy, *Polar Biology* **32**, 785–796.
- Harwood, L.A., T.G. Smith, J.C. George, S.J. Sandstrom, W. Walkusz, and G.J. Divoky (2015), Change in the Beaufort Sea ecosystem: Diverging trends in body condition and/or production in five marine vertebrate species, *Progress in Oceanography* **136**, 263–273.
- Hattam, C., J.P. Atkins, N. Beaumont, T. Boerger, A. Bohnke-Henrichs, D. Burdon, R. de Groot, E. Hoefnagel, P.A.L.D. Nunes, J. Piwowarczyk, S. Sastre, and M.C. Austen (2015), Marine ecosystem services: Linking indicators to their classification, *Ecological Indicators* **49**, 61–75.
- Havik, L., R.S. Pickart, K. Vage, D. Torres, A.M. Thurnherr, A. Beszczyńska-Moller, W. Walczowski, and W.J. von Appen (2017), Evolution of the East Greenland Current from Fram Strait to Denmark Strait: Synoptic measurements from summer 2012, *Journal of Geophysical Research-Oceans* **122**, 1974–1994.
- Herman, A., K. Wojtysiak, and M. Moskalik (2019), Wind wave variability in Hornsund fjord, West Spitsbergen, Estuarine, *Coastal and Shelf Science* **217**, 96–109.
- Hikuroa, D.C.H., and A. Kaim (2007), New gastropods from the Jurassic of Orville Coast, eastern Ellsworth Land, Antarctica, *Antarctic Science* **19**, 115–124
- Hinke, J.T., K. Salwicka, S.G. Trivelpiece, G.M. Watters, and W.Z. Trivelpiece (2007), Divergent responses of *Pygoscelis* penguins reveal a common environmental driver, *Oecologia* **153**, 845–855.
- Hinke, J.T., A. Barbosa, L.M. Emmerson, T. Hart, M.A. Juárez, M. Korczak-Abshire, G. Milinevsky, M. Santos, P.N. Trathan, G.M. Watters, and C. Southwell (2018), Estimating nest-level phenology, reproductive success of colonial seabirds using time-lapse cameras, *Methods in Ecology and Evolution* **9**, 1853–1863.
- Hinke, J.T., M.M. Santos, M. Korczak-Abshire, G. Milinevsky, and G.M. Watters (2019), Individual variation in migratory movements of chinstrap penguins leads to widespread occupancy of ice-free winter habitats over the continental shelf, deep ocean basins of the Southern Ocean, *PLoS ONE* **14**, 12, e0226207.
- Hogslund, S., M.K. Sejr, J.Jr. Wiktor, M.E. Blicher, and S. Wegeberg (2014), Intertidal community composition along rocky shores in South-west Greenland: a quantitative approach, *Polar Biology* **37**, 1549–1561.
- Hole, L.R., J.H. Christensen, T. Ruoho-Airola, K. Tørseth, V. Ginzburg, and P. Głowacki (2009), Past and future trends in concentration of sulphur and nitrogen compounds in the Arctic, *Atmospheric Environment* **43**, 928–939.

- Hollesen, J., A. Buchwal, G. Rachlewicz, B.U. Hansen, M.O. Hansen, O. Stecher, and B. Elberling (2015), Winter warming as an important co-driver for *Betula nana* growth in western Greenland during the past century, *Global Change Biology* **21**, 6, 2410–2423.
- Holliday, N.P., S.L. Hughes, S. Bacon, A. Beszczyńska-Möller, B. Hansen, A. Lavin, H. Loeng, K.A. Mork, S. Østerhus, T. Sherwin, and W. Walczowski (2008), Reversal of the 1960s to 1990s freshening trend in the northeast North Atlantic and Nordic Seas, *Geophysical Research Letters* **35**, L03614.
- Houssais, M.N., C. Herbaut, P. Schlichtholz, and C. Rousset (2007), Arctic salinity anomalies and their link to the North Atlantic during a positive phase of the Arctic Oscillation, *Progress in Oceanography* **73**, 160–189.
- Hryniewicz, K., and A. Gaździcki (2016), A new sediment-dwelling pholadid bivalve from Oligocene sediments of King George Island, West Antarctica, *Acta Palaeontologica Polonica* **61**, 885–896.
- Hryniewicz, K., J. Hagström, Ø. Hammer, A. Kaim, C.T.S. Little, and H.A. Nakrem (2015), Late Jurassic–Early Cretaceous hydrocarbon seep boulders from Novaya Zemlya and their faunas, *Palaeogeography, Palaeoclimatology, Palaeoecology* **436**, 231–244.
- Hryniewicz, K., H.A. Nakrem, Ø. Hammer, C.T.S. Little, A. Kaim, M.R. Sandy, and J.H. Hurum (2015), The palaeoecology of the latest Jurassic–earliest Cretaceous hydrocarbon seep carbonates from Spitsbergen, Svalbard, *Lethaia* **48**, 353–374.
- Hryniewicz, K., M.A. Bitner, E. Durska, J. Hagström, H.R. Hjálmarsdóttir, R.G. Jenkins, C.T.S. Little, Y. Miyajima, H.A. Nakrem, and A. Kaim (2016), Paleocene methane seep and wood-fall marine environments from Spitsbergen, Svalbard, *Palaeogeography, Palaeoclimatology, Palaeoecology* **462**, 41–56.
- Hryniewicz, K., K. Amano, R.G. Jenkins, and S. Kiel (2017), Thyasirid bivalves from Cretaceous and Paleogene cold seeps, *Acta Palaeontologica Polonica* **62**, 705–728.
- Hryniewicz, K., A. Amano, M.A. Bitner, J. Hagström, S. Kiel, A.A. Klompmaker, T. Mörs, C.M. Robins, and A. Kaim (2019), A late Paleocene fauna from shallow-water chemosynthesis-based ecosystems in Spitsbergen, Svalbard, *Acta Palaeontologica Polonica* **64**, 101–141.
- Iglikowska, A., and T. Namiotko (2012), The impact of environmental factors on diversity of Ostracoda in freshwater habitats of subarctic and temperate Europe, *Annales Zoologici Fennici* **49**, 193–218.
- Iglikowska, A., and T. Namiotko (2012), The non-marine Ostracoda of Lapland: changes over the past century, *Journal of Limnology* **71**, 237–244.
- Iglikowska, A., J. Beldowski, M. Chelchowski, M. Chierici, M. Kędra, J. Przytarska, A. Sowa, P. Kowalczyk, J. Meler, H.M. Kauko, A.K. Pavlov, M. Zabłocka, I. Peeken, C. Dybwad, G. Castellani, and M.A. Granskog (2017), Bio-optical properties of Arctic drift ice and surface waters north of Svalbard from winter to spring, *Journal of Geophysical Research: Oceans* **122**, 4634–4660.
- Iglikowska, A., J. Najorka, A. Voronkov, M. Chechłowski, and P. Kukliński (2017), Variability in magnesium content in Arctic echinoderm skeletons, *Marine Environmental Research* **129**, 2017–2018.

- Iglikowska, A., T. Borszcz, A. Drewnik, M. Grabowska, E. Humpreys-Williams, M. Kędra, M. Krzemińska, A. Piwoni-Piórewicz, and P. Kukliński (2018), Mg and Sr in Arctic echinoderm calcite: Nature or nurture?, *Journal of Marine Systems* **180**, 279–288.
- Iglikowska, A., M. Ronowicz, E. Humpreys-Williams, and P. Kukliński (2018), Trace element accumulation in the shell of the Arctic cirriped *Balanus balanus*, *Hydrobiologia* **818**, 43–56.
- Isaksen, K., O. Nordli, E.J. Forland, E. Łupikasza, S. Eastwood, and T. Niedźwiedź (2016), Recent warming on Spitsbergen. Influence of atmospheric circulation and sea ice, *Journal of Geophysical Research-Atmospheres* **121**, 11913–11931.
- Jadwiszczak, P., and A. Gaździcki (2014), First report on hind-toe development in Eocene Antarctic penguins, *Antarctic Science* **26**, 279–280.
- Jadwiszczak, P., A. Gaździcki, and A. Tatur (2008), An ibis-like bird from the Upper La Meseta Formation (Late Eocene) of Seymour Island, Antarctica, *Antarctic Science* **20**, 413–414.
- Jadwiszczak, P., A. Gaździcki, and A. Tatur (2008), Short Note: An ibis-like bird from the Upper La Meseta Formation (Late Eocene) of Seymour Island, Antarctica, *Antarctic Science* **20**, 413–414.
- Jadwiszczak, P., K.P. Krajewski, Z. Pushina, A. Tatur, and G. Zieliński (2013), The first record of fossil penguins from East Antarctica, *Antarctic Science* **25**, 397–408.
- Jakacki, J., A. Przyborska, S. Kosecki, A. Sundfjord, and J. Albretsen (2017), Modelling of the Svalbard Fjord Hornsund, *Oceanologia* **59**, 473–495.
- Jakobsson, M., J.B. Anderson, F. Nitsche, J.A. Dowdeswell, R. Gyllencreutz, N. Kirchner, R. Mohammad, M. O'Regan, R.B. Alley, S. Anandakrishnan, B. Eriksson, A. Kirshner, R. Fernandez, T. Stollendorf, R. Minzoni, and W. Majewski (2011), Geological record of ice shelf break-up and grounding line retreat, Pine Island Bay, West Antarctica, *Geology* **39**, 691–694.
- Jakowczyk, M., and M. Stramska (2014), Spatial and temporal variability of satellite-derived sea surface temperature in the Barents Sea, *International Journal of Remote Sensing* **35**, 6545–6560.
- Jakubas, D., K. Wojczulanis-Jakubas, and W. Walkusz (2007), Response of Dovekie to Changes in Food Availability, *Waterbirds* **30**, 421–428.
- Jakubas, D., M. Głuchowska, K. Wojczulanis-Jakubas, N.J. Karnovsky, L. Keslinka, D. Kidawa, W. Walkusz, R. Boehnke, M. Cisek, S. Kwaśniewski, and L. Stempniewicz (2011), Foraging effort does not influence body condition and stress level in little auks, *Marine Ecology Progress Series* **432**, 277–290.
- Jakubas, D., E. Trudnowska, K. Wojczulanis-Jakubas, L. Iliszko, D. Kidawa, M. Darecki, K. Błachowiak-Samołyk, and L. Stempniewicz (2013), Foraging closer to the colony leads to faster growth in little auks, *Marine Ecology Progress Series* **489**, 263–278.
- Jakubas, D., K. Wojczulanis-Jakubas, L. Iliszko, M. Darecki, and L. Stempniewicz (2014), Foraging strategy of the little auk *Alle alle* throughout breeding season – switch from unimodal to bimodal pattern., *Journal of Avian Biology* **45**, 551–560.
- Jakubas, D., L.M. Iliszko, H. Strøm, M. Darecki, K. Jerstad, and L. Stempniewicz (2016), Foraging behavior of a high-Arctic zooplanktivorous alcid, the little auk, at the

- southern edge of its breeding range, *Journal of Experimental Marine Biology and Ecology* **475**, 89–99.
- Jakubas, D., K. Wojczulanis-Jakubas, R. Boehnke, D. Kidawa, K. Błachowiak-Samołyk, and L. Stempniewicz (2016), Intra-seasonal variation in zooplankton availability, chick diet and breeding performance of a high Arctic planktivorous seabird, *Polar Biology* **39**, 1547–1561.
- Janecki, T., A. Kidawa, and M. Potocka (2010), The effects of temperature and salinity on vital biological functions of the Antarctic crustacean *Serolis polita*, *Polar Biology* **33**, 8, 1013–1020.
- Jaskólski, M., Ł. Pawłowski, M.C. Strzelecki, P. Zagórski, and T.P. Lane (2018), Trash on Arctic beach: Coastal pollution along Calypsostranda, Bellsund, Svalbard, *Polish Polar Research* **39**, 2, 211–224, DOI: 10.24425/118746.
- Jaskólski, M.W., L. Pawłowski, and M.C. Strzelecki (2018), High Arctic coasts at risk – a case study of coastal zone development and degradation associated with climatic changes and multidirectional human impacts in Longyearbyen, (Adventfjorden, Svalbard), *Land Degradation and Development*, **29**, 8, 2514–2524, DOI: 10.1002/ldr.2974.
- Jaskólski, M.W., L. Pawłowski, M.C. Strzelecki, P. Zagórski, and T.P. Lane (2018), Trash on Arctic beach: Coastal pollution along Calypsostranda, Bellsund, Svalbard, *Polish Polar Research* **39**, 211–224, DOI: 10.24425/118746.
- Jążdżewska, A. (2009), Antarctic necrophagous lysianassoids from a stranded fur seal (*Arctocephalus gazella*) carcass, *Polish Polar Research* **30**, 1, 29–36.
- Jążdżewska, A. (2011), Soft bottom sublittoral amphipod fauna of Admiralty Bay, King George Island, Antarctic, *Oceanological and Hydrobiological Studies* **40**, 1, 1–10.
- Jążdżewska, A., and T. Krapp-Schickel (2011), New data on the distribution of stenothoid amphipods (Crustacea) from Scotia Arc, West Antarctic, *Polish Polar Research* **32**, 4, 293–320.
- Jążdżewska, A. M., and J. Siciński (2017), Assemblages and habitat preferences of soft bottom Antarctic Amphipoda: Admiralty Bay case study, *Polar Biology* **40**, 1845–1869.
- Jążdżewska, A.M., L. Corbari, A. Driskell, I. Frutos, C. Havermans, E. Hendrycks, L. Hughes, A.N. Lörz, B. Stransky, A.H.S. Tandberg, W. Vader, and S. Brix (2018), A genetic fingerprint of Amphipoda from Icelandic waters – the baseline for further biodiversity and biogeography studies, *ZooKeys* **731**, 55–73.
- Jenkins, R.G., A. Kaim, Y. Hikida, and S. Kiel (2018), Four new species of the Jurassic to Cretaceous seep-restricted bivalve *Caspiconcha* and implications for the history of chemosynthetic communities, *Journal of Paleontology* **92**, 596–610.
- Jernas, P., D. Klitgaard-Kristensen, K. Husum, N. Koç, V. Tverberg, P. Loubere, M. Prins, N. Dijkstra, and M. Głuchowska (2018), Annual changes in Arctic fjord environment and modern benthic foraminiferal fauna: Evidence from Kongsfjorden, Svalbard, *Global and Planetary Change* **163**, 119–140.
- Jóźwiak, P. (2014), *Zoidbergus*, a new genus of Apseudidae (Tanaidacea) with remarks on *Apseudes siegi* and *Apseudes vitjazi*, *Polish Polar Research* **35**, 2, 389–414.
- Jóźwiak, P., and M. Blazewicz-Paszkowycz (2007), *Apseudomorpha* (Malacostraca, Tanaidacea) of the ANDEEP III Antarctic Expedition, *Zootaxa* **1610**, 1–25.

- Józwiak, P., and M. Blazewicz-Paszkowycz (2007), New records of two rare genera *Monstrotaanis* Kudinova-Pasternak, 1981 and *Robustochelia* Kudinova-Pasternak, 1983 (Tanaidacea incerte sedis) in the Antarctic, *Zootaxa* **1505**, 19–35.
- Józwiak, P., and M. Blazewicz-Paszkowycz (2011), New records of the family Agathotanaidae (Crustacea: Tanaidacea) in the Antarctic, with remarks on *Arthrura monacantha* (Vanhöffen, 1914), *Zootaxa* **2785**, 32–52.
- Józwiak, P., D.T. Drumm, G.J. Bird, and M. Błażewicz (2018), A new genus of family Akanthophoreidae and new species of genus *Parakanthophoreus* Larsen & Araújo-Silva, 2014 (Crustacea: Tanaidacea: Tanaidomorpha) from the North Atlantic, *Marine Biodiversity* **48**, 2, 897–914.
- Józwiak, P., K. Pabis, A. Jażdżewska, and J. Siciński (2018), Taxonomic surrogacy in the diversity assessment of the soft-bottom macrofauna along a depth gradient of an Antarctic fjord, *Polish Polar Research* **39**, 4, 505–524.
- Kaim, A., and S.R.A. Kelly (2009), Mass occurrence of hokkaidoconchid gastropods in the Upper Jurassic methane seep carbonate from Alexander Island, Antarctica, *Antarctic Science* **21**, 279–284.
- Kaim, A., K. Hryniewicz, C.T.S. Little, and H.A. Nakrem (2017), Gastropods from the Late Jurassic–Early Cretaceous seep deposits in Spitsbergen, Svalbard, *Zootaxa* **4329**, 351–374.
- Karasiński, G., M. Posyniak, M. Bloch, P. Sobolewski, and Ł. Małarzewski (2014), Lidar observations of volcanic dust over Polish Polar Station at Hornsund after eruptions of Eyjafjallajökull and Grimsvotn, *Acta Geophysica* **62**, 316–339.
- Karnovsky, N.J., A.N.M. Harding, W. Walkusz, S. Kwaśniewski, I. Goszczko, J.Jr. Wiktor, H. Routti, A. Bailey, L. McFadden, Z. Brown, G. Beaugrand, and D. Grémillet (2010), Foraging distributions of little auks (*Alle alle*) across the Greenland Sea: Implications of present and future Arctic climate change, *Marine Ecology Progress Series* **415**, 283–293.
- Karpiej, K., J. Dzido, J. Rokicki, and A. Kijewska (2013), Anisakid nematodes of greenland halibut *reinhardtius hippoglossoides* from the Barents Sea, *Journal of Parasitology* **99**, 650–654.
- Kasprzak, M., M.C. Strzelecki, A. Traczyk, M. Kondracka, M. Lim, and K. Migała (2016), On the potential for a bottom active layer below coastal permafrost: the impact of seawater on permafrost degradation imaged by electrical resistivity tomography (Hornsund, SW Spitsbergen), *Geomorphology* **293**, 347–359.
- Kasprzak, M., M.C. Strzelecki, A. Traczyk, M. Kondracka, M. Lim, and K. Migała (2017), On the potential for a reversal of the permafrost active layer: the impact of seawater on permafrost degradation in a coastal zone imaged by electrical resistivity tomography (Hornsund, SW Spitsbergen), *Geomorphology* **293**, 347–359.
- Kędra, M., G.V. Murina (2007), The sipunculan fauna of Svalbard, *Polar Research* **26**, 37–47.
- Kędra, M., and M. Włodarska-Kowalczyk (2008), Distribution and diversity of sipunculan fauna in high Arctic fjords (west Svalbard), *Polar Biology* **31**, 1181–1190.
- Kędra, M., M. Włodarska-Kowalczyk, and J.M. Węśławski (2010), Decadal change in macrobenthic soft-bottom community structure in a high Arctic fjord (Kongsfjorden, Svalbard), *Polar Biology* **33**, 1–13.

- Kędra, M., K. Kuliński, W. Walkusz, and J. Legeżyńska (2012), The shallow benthic food web structure in the high Arctic does not follow seasonal changes in the surrounding environment, *Estuarine Coastal and Shelf Science* **114**, 183–191.
- Kędra, M., P.E. Renaud, H. Andrade, I. Goszczko, W.G.Jr. Ambrose (2013), Benthic community structure, diversity, and productivity in the shallow Barents Sea bank (Svalbard Bank), *Marine Biology* **160**, 805–819.
- Kędra, M., K. Pabis, S. Gromisz, and J.M. Węśławski (2013), Distribution patterns of polychaete fauna in an Arctic fjord (Hornsund, Spitsbergen), *Polar Biology* **36**, 1463–1472.
- Kędra, M., C. Moritz, E.S. Choy, C. David, R. Degen, S. Duerksen, I. Ellingsen, B. Górńska, J.M. Grebmeier, D. Kirievskaya, D. van Oevelen, K. Piwosz, A. Samuelsen, and J.M. Węśławski (2015), Status and trends in the structure of Arctic benthic food webs, *Polar Research* **34**, 23775.
- Kędra, M., A.K. Pavlov, C. Wegner, and A. Forest (2015), Foreword to the thematic cluster: the Arctic in Rapid Transition – marine ecosystems, *Polar Research*, **34**, 30684, 1–3.
- Kędra, M., P.E. Renaud, and H. Andrade (2017), Epibenthic diversity and productivity on a heavily trawled Barents Sea bank (Tromsøflaket), *Oceanologia* **59**, 93–101.
- Kędra, M., J.M. Grebmeier, and L.W. Cooper (2018), Sipunculan fauna in the Pacific Arctic region: a significant component of benthic infaunal communities, *Polar Biology* **41**, 163–174.
- Kejna, M., A. Arażny, I. Sobota (2013), Climatic change on King George Island in the years 1948–2011, *Polish Polar Research* **34**, 2, 213–235, DOI: 10.2478/popore-2013-0004.
- Kejna, M., M. Maturilli, A. Arażny, and I. Sobota (2017), Radiation balance diversity on NW Spitsbergen in 2010–2014, *Polish Polar Research* **38**, 1, 61–82, DOI: 10.1515/popore-2017-0005.
- Kellmann-Sopyła, W., and I. Giełwanowska (2015), Germination capacity of five polar Caryophyllaceae and Poaceae species under different temperature conditions, *Polar Biology* **38**, 1753–1765, DOI: 10.1007/s00300-015-1740-x.
- Kellmann-Sopyła, W., L.B. Lahuta, I. Giełwanowska, and R.J. Górecki (2015), Soluble carbohydrates in developing and mature diaspores of polar Caryophyllaceae and Poaceae, *Acta Physiologiae Plantarum* **37**, 6, 118, DOI: 10.1007/s11738-015-1866-z.
- Kellmann-Sopyła, W., J. Koc, R.J. Górecki, M. Domaciuk, and I. Giełwanowska (2017), Development of generative structures of polar Caryophyllaceae plants, the Arctic *Cerastium alpinum* and *Silene involucrata*, and the Antarctic *Colobanthus quitensis*, *Polish Polar Research* **38**, 1, 83–104, DOI: 10.1515/popore-2017-0001.
- Kendzierski, S., L. Kolendowicz, and M. Polrolniczak (2018), The influence of synoptic conditions patterns on air temperature and humidity in Petuniabukta (Svalbard) in summer 2016, *Polish Polar Research* **39**, 3, 371–392.
- Kępski, D., B. Luks, K. Migąła, T. Wawrzyniak, S. Westermann, and B. Wojtuń (2017), Terrestrial Remote Sensing of Snowmelt in a Diverse High-Arctic Tundra Environment Using Time-Lapse Imagery, *Remote Sensing* **9**, 7, 1–22, DOI: 10.3390/rs9070733.
- Kidawa, A. (2009), Food selection of the Antarctic sea star *Odontaster validus* (koehler), Laboratory experiments with food quality and size, *Polish Journal of Ecology* **57**, 1, 139–147.

- Kidawa, A., K. Stepanowska, M. Markowska, and S. Rakusa-Suszczewski (2008), Fish blood as a chemical signal for Antarctic marine invertebrates, *Polar Biology* **31**, 4, 519–525.
- Kidawa, A., M. Potocka, and T. Janecki (2010), The effects of temperature on the behaviour of the Antarctic sea star *Odontaster validus*, *Polish Polar Research* **31**, 3, 273–284.
- Kidawa, D., D. Jakubas, K. Wojczulanis-Jakubas, L. Stempniewicz, E. Trudnowska, R. Boehnke, L. Keslinka-Nawrot, and K. Błachowiak-Samołyk (2015), Parental efforts of an Arctic seabird, the little auk *Alle alle*, under variable foraging conditions, *Marine biology research* **11**, 349–360.
- Kies, A., A. Nawrot, Z. Tosheva, J. Jania (2011), Natural radioactive isotopes in glacier meltwater studies, *Geochemical Journal* **45**, 423–429.
- Kijewska, A., A. Burzyński, and R. Wenne (2009), Variation in the copy number of tandem repeats of mitochondria DNA in the North-East Atlantic cod populations, *Marine Biology Research* **5**, 186–192.
- Kijewska, A., B. Wicaszek, H. Kalamarz-Kubiak, J. Szulc, and E. Sobecka (2012), Skin structure studies and molecular identification of the Atlantic cod *Gadus morhua* L. of unique golden pigmentation from the Svalbard Bank, *Journal of Applied Ichthyology* **28**, 60–65.
- Kim, J.H., A. Jażdżewska, H.G. Choi, and W. Kim (2014), The first report on Amphipoda from Marian Cove, King George Island, Antarctic, *Oceanological and Hydrobiological Studies* **43**, 1, 106–113.
- Kirkham, J.D., N.J. Rosser, J. Wainwright, E.C. Vann Jones (née Norman), S.A. Dunning, V.S. Lane, D.E. Hawthorn, M.C. Strzelecki, and W. Szczuciński (2017), Drift-dependent changes in iceberg size-frequency distributions, *Scientific reports* **7**, 15991.
- Kirshner, A.E., J.B. Anderson, M. Jakobsson, M. O'Regan, W. Majewski, and F.O. Nitsche (2012), Post-LGM deglaciation in Pine Island Bay, West Antarctica, *Quaternary Science Reviews* **38**, 11–26.
- Klaus, D., P. Wyszynski, K. Dethloff, R. Przybylak, and A. Rinke (2018), Evaluation of 20CR reanalysis data and model results based on historical (1930–1940) observations from Franz Josef Land, *Polish Polar Research* **39**, 225–254, DOI: 10.24425/118747.
- Koc, J., P. Androsiuk, K.J. Chwedorzewska, M. Cuba-Diaz, R. Górecki, and I. Giełwanowska (2018), Range-wide pattern of genetic variation in *Colobanthus quitensis*, *Polar Biology* **41**, 12, 2467–2479, DOI: 10.1007/s00300-018-2383-5.
- Koc, J., J. Wasilewski, P. Androsiuk, W. Kellmann-Sopyła, K. Chwedorzewska, and I. Giełwanowska (2018), The effect of methanesulfonic acid on seed germination and morphophysiological changes in the seedlings of two *Colobanthus* species. *Colobanthus* species, *Acta Societatis Botanicorum Poloniae* **87**, 4, 3601, DOI: 10.5586/asbp.3601.
- Kopczyńska, E.E. (2008), Phytoplankton variability in Admiralty Bay, King George Island, South Shetland Islands: six years of monitoring, *Polish Polar Research* **29**, 2, 117–139.
- Kopczyńska, E.E., N. Savoye, F. Dehairs, D. Cardinal, and M. Elskens (2007), Spring phytoplankton assemblages In the Southern Ocean between Australia, Antarctica, *Polar Biology* **31**, 77–88.

- Korczak-Abshire, M., P.J. Angiel, and G. Wierzbicki (2011), Records of white-rumped sandpiper (*Calidris fuscicollis*) on the South Shetland Islands, *Polar Record* **47**, 3, 262–267.
- Korczak-Abshire, M., A.C. Lees, and A. Jojczyk (2011), First documented record of Barn Swallow *Hirundo rustica* in the Antarctic, *Polish Polar Research* **32**, 4, 355–360.
- Korczak-Abshire, M., K.J. Chwedorzewska, P. Wąsowicz, and P.T. Bednarek (2012), Genetic structure of declining chinstrap penguin (*Pygoscelis antarcticus*) populations from South Shetland Islands (Antarctica), *Polar Biology* **35**, 1681–1689.
- Korczak-Abshire, M., M. Węgrzyn, P.J. Angiel, and M. Lisowska (2013), Pygoscelid penguin breeding distribution, population trends at Lions Rump rookery, South Shetland Islands, *Polish Polar Research* **34**, 1, 87–99.
- Korczak-Abshire, M., A. Kidawa, A. Zmarz, R. Storvold, S.R. Karlsen, M. Rodzewicz, K. Chwedorzewska, and A. Znój (2016), Preliminary study on nesting Adélie penguins disturbance by unmanned aerial vehicles, *CCAMLR Science* **23**, 1–14.
- Korczak-Abshire, M., A. Zmarz, M. Rodzewicz, M. Kycko, I. Karsznia, and K.J. Chwedorzewska (2019), Study of fauna population changes on Penguin Island and Turret Point Oasis (King George Island Antarctica) using Unmanned Aerial Vehicle, *Polar Biology* **42**, 217–224.
- Kosek, K., and Ż. Polkowska (2016), Determination of selected chemical parameters in surface water samples collected from the Revelva catchment (Hornsund fjord, Svalbard), *Monatshefte für Chemie* **147**, 1401–1405.
- Kosek, K., Ż. Polkowska, B. Żyszka, and J. Lipok (2016), Phytoplankton communities of polar regions-Diversity depending on environmental conditions and chemical anthropopressure, *Journal of Environmental Management* **171**, 243–259.
- Kosek, K., K. Jankowska, and Ż. Polkowska (2017), Bacterial presence in polar regions associated with environment modification by chemical compounds including contaminants, *Environmental Reviews* **25**, 481–491.
- Kosek, K., K. Kozak, K. Kozioł, K. Jankowska, S. Chmiel, and Ż. Polkowska (2018), The interaction between bacterial abundance and selected pollutants concentration levels in an arctic catchment (southwest Spitsbergen, Svalbard), *Science of The Total Environment*, **622**, 913–923.
- Kosek, K., K. Kozioł, A. Łuczkiwicz, K. Jankowska, S. Chmiel, and Ż. Polkowska (2019), Environmental characteristics of a tundra river system in Svalbard. Part 2: Chemical stress factors, *Science of The Total Environment* **653**, 1585–1596.
- Kosek, K., A. Łuczkiwicz, K. Kozioł, K. Jankowska, M. Ruman, and Ż. Polkowska (2019), Environmental characteristics of a tundra river system in Svalbard. Part 1: Bacterial abundance, community structure and nutrient levels, *Science of The Total Environment* **653**, 1571–1584.
- Kotwicki, L., K. Grzelak, K. Opaliński, and J.M. Węśławski (2018), Total benthic oxygen uptake in two Arctic fjords (Spitsbergen) with different hydrological regimes, *Oceanologia* **60**, 107–113.
- Kozak, K., Ż. Polkowska, M. Ruman, K. Kozioł, and J. Namiesnik (2013), Analytical studies on the environmental state of the Svalbard Archipelago provide a critical source of

- information about anthropogenic global impact, *Trac-Trends in Analytical Chemistry* **50**, 107–126.
- Kozak, K., K. Koziół, B. Luks, S. Chmiel, M. Ruman, M. Marc, J. Namiesnik, and Ż. Polkowska (2015), The role of atmospheric precipitation in introducing contaminants to the surface waters of the Fuglebekken catchment, Spitsbergen, *Polar Research* **34**, 1751–8369.
- Kozak, K., Ż. Polkowska, Ł. Stachnik, B. Luks, S. Chmiel, M. Ruman, D. Lech, K. Koziół, S. Tsakovski, and V. Simeonov (2016), Arctic catchment as a sensitive indicator of the environmental changes: distribution and migration of metals (Svalbard), *International Journal of Environmental Science and Technology* **13**, 2779–2796.
- Kozak, K., M. Ruman, K. Kosek, G. Karasiński, Ł. Stachnik, Ż. Polkowska (2017), Impact of volcanic eruptions on the occurrence of PAHs Compounds in the aquatic ecosystem of the southern part of West Spitsbergen (Hornsund Fjord, Svalbard), *Water* **9**, 42.
- Koziół, K. (2018), Organic carbon fluxes of a glacier surface: a case study of Foxfonna, a small Arctic glacier, *Earth Surface Processes and Landforms* **44**, 405–416.
- Koziół, K., K. Kozak, and Ż. Polkowska (2017), Hydrophobic and hydrophilic properties of pollutants as a factor influencing their redistribution during snowpack melt, *Science of the Total Environment* **596**, 158–168.
- Koziorowska, K., K. Kuliński, and J. Pempkowiak (2016), Sedimentary organic matter in two Spitsbergen fjords: Terrestrial and marine contributions based on carbon and nitrogen contents and stable isotopes composition, *Continental Shelf Research* **113**, 38–46.
- Koziorowska, K., K. Kuliński, and J. Pempkowiak (2017), Distribution and origin of inorganic and organic carbon in the sediments of Kongsfjorden, Northwest Spitsbergen, European Arctic, *Continental Shelf Research* **150**, 27–35.
- Koziorowska, K., K. Kuliński, and J. Pempkowiak (2018), Deposition, return flux, and burial rates of nitrogen and phosphorus in the sediments of two high-Arctic fjords, *Oceanologia* **60**, 431–445.
- Koziorowska, K., K. Kuliński, and J. Pempkowiak (2018), Comparison of the burial rate estimation methods of organic and inorganic carbon and quantification of carbon burial in two high Arctic fjords, *Oceanologia* **60**, 405–418.
- Krajewska, M., M. Szymczak-Żyła, and G. Kowalewska (2017), Algal pigments in Hornsund (Svalbard) sediments as biomarkers of Arctic productivity and environmental conditions, *Polish Polar Research* **38**, 423–443.
- Krajewski, K.P. (2008), The Botneheia Formation (middle Triassic) in Edgeøya and Barentsøya, Svalbard: Lithostratigraphy, facies, phosphogenesis, paleoenvironment, *Polish Polar Research* **29**, 4, 319–364.
- Krajewski, K.P. (2013), Organic matter-apatite-pyrite relationships in the Botneheia Formation (Middle Triassic) of eastern Svalbard: Relevance to the formation of petroleum source rocks in the NW Barents Sea shelf, *Marine and Petroleum Geology* **45**, 69–105.
- Krajewski, K.P., and W. Weitschat (2015), Depositional history of the youngest strata of the Sassendalen group (Bravaisberget formation, middle Triassic-Carnian) in Southern Spitsbergen, Svalbard, *Ann. Soc. Geolog. Polon.* **85**, 1, 151–175.

- Krajewski, K.P., and E. Woźny (2009), Origin of dolomite-ankerite cement in the Bravaisberget Formation (Middle Triassic) in Spitsbergen, Svalbard, *Polish Polar Research* **30**, 3, 231–248, DOI: 10.4202/ppres.2009.11.
- Krajewski, K.P., P. Karcz, E. Woźny, and A. Mørk (2007), Type section of the Bravaisberget Formation (Middle Triassic) at Bravaisberget, western Nathorst Land, Spitsbergen, Svalbard, *Polish Polar Research* **28**, 2, 79–122.
- Krajewski, K., N. Gonzhurov, A. Laiba, and A. Tatur (2010), Early diagenetic siderite in the Panorama Point Beds (Radok Conglomerate, Early to Middle Permian), Prince Charles Mountains, East Antarctica, *Polish Polar Research* **31**, 169–194.
- Krawczyk, W.E., and S. Bartoszewski (2008), Crustal solute fluxes and transient carbon dioxide drawdown in the Scottbreen Basin, Svalbard in 2002, *Journal of Hydrology* **362**, 206–219.
- Krawczyk, W.E., and L.E. Pettersson (2007), Chemical denudation rates and carbon dioxide drawdown in an ice-free polar karst catchment: Londonelva, Svalbard, *Permafrost and Periglacial Processes* **18**, 337–350.
- Krawczyk, W.E., S. Bartoszewski, and K. Siwek (2008), Rainfall chemistry at Calypsobyen, Svalbard, *Polish Polar Research* **29**, 149–162.
- Kruss, A., J. Tegowski, A. Tatarek, J. Wiktor, and P. Blondel (2017), Spatial distribution of macroalgae along the shores of Kongsfjorden (West Spitsbergen) using acoustic imaging, *Polish Polar Research* **38**, 205–229.
- Krzemińska, M., and P. Kukliński (2018), Biodiversity patterns of rock encrusting fauna from the shallow sublittoral of the Admiralty Bay, *Marine Environmental Research* **139**, 169–181.
- Krzemińska, M., P. Kukliński, J. Najorka, and A. Iglkowska (2016), Skeletal mineralogy patterns of Antarctic Bryozoa, *The Journal of Geology* **124**, 411–422.
- Krzemińska, M., J. Siciński, and P. Kukliński (2018), Biodiversity and biogeographic affiliation of Bryozoa from King George Island (Antarctica), *Systematics and Biodiversity* **16**, 576–586.
- Krzewicka, B., and W. Maciejowski (2008), Lichen species from the northeastern shore of Sørkapp Land, Svalbard, *Polar Biology* **31**, 1319–1324, DOI: 10.1007/s00300-008-0469-1.
- Krzyścin, J.W., and P.S. Sobolewski (2018), Trends in erythemal doses at the Polish Polar Station, Hornsund, Svalbard based on the homogenized measurements (1996–2016) and reconstructed data (1983–1995), *Atmos. Chem. Phys.* **18**, 1–11, DOI: 10.5194/acp-18-1-2018.
- Kubiszyn, A.M., and C. Svensen (2018), First record of a rare species, *Polyasterias problematica* (Prasinophyceae), in Balsfjord, northern Norway, *Botanica Marina* **61**, 421–428.
- Kubiszyn, A.M., and J.M. Wiktor (2016), The Gymnodinium and Gyrodinium (Dinoflagellata: Gymnodiniaceae) of the West Spitsbergen waters (1999–2010): biodiversity and morphological description of unidentified species, *Polar Biology* **39**, 1739–1747.
- Kubiszyn, A.M., K. Piwosz, J.M.Jr. Wiktor, and J.M. Wiktor (2014), The effect of inter-annual Atlantic water inflow variability on the planktonic protist community structure in the West Spitsbergen waters during the summer, *Journal of Plankton Research* **36**, 1190–1203.

- Kubiszyn, A.M., J.M. Wiktor, J.M.Jr. Wiktor, C. Griffiths, S. Kristiansen, and T.M. Gabrielsen (2017), The annual planktonic protist community structure in an ice-free high Arctic fjord (Adventfjorden, West Spitsbergen), *Journal of Marine Systems* **169**, 61–72.
- Kukliński, P. (2009), Ecology of stone-encrusting organisms in the Greenland Sea—a review, *Polar Research* **28**, 222–237.
- Kukliński, P. (2013), Biodiversity and abundance patterns of rock encrusting fauna in a temperate fjord, *Marine Environmental Research* **87**, 61–72.
- Kukliński, P. (2017), Chemical composition of two mineralogically contrasting Arctic bivalves' shells and their relationships to environmental variables, *Marine Pollution Bulletin* **114**, 903–916.
- Kukliński, P., and B. Bader (2007), Comparison of bryozoan assemblages from two contrasting Arctic shelf regions, *Estuarine Coastal and Shelf Science* **73**, 835–843.
- Kukliński, P., and B. Bader (2007), Diversity, structure and interactions of encrusting lithophyllic macrofaunal assemblages from Belgica Bank, East Greenland, *Polar Biology* **30**, 709–717.
- Kukliński, P., and P. Bałazy (2014), Scale of temperature variability in the maritime Antarctic intertidal zone, *Journal of Sea Research* **85**, 542–546.
- Kukliński, P., and D.K.A. Barnes (2008), Structure of intertidal and subtidal assemblages in Arctic vs temperate boulder shores, *Polish Polar Research* **29**, 203–218.
- Kukliński, P., and D.K.A. Barnes (2009), A new genus and three new species of Antarctic cheilostome Bryozoa, *Polar Biology* **32**, 1251–1259.
- Kukliński, P., and D.K.A. Barnes (2010), First bipolar benthic brooder, *Marine Ecology Progress Series* **401**, 15–20.
- Kukliński, P., and P.D. Taylor (2006), Unique life history strategy in a successful Arctic bryozoan, *Harmeria scutulata*, *Journal of the Marine Biological Association of the United Kingdom* **86**, 1305–1314.
- Kukliński, P., and P.D. Taylor (2007), A new genus and some cryptic species of Arctic and boreal calloporid cheilostome bryozoans, *Journal of the Marine Biological Association of the United Kingdom* **73**, 835–843.
- Kukliński, P., and P.D. Taylor (2008), Arctic species of the cheilostome bryozoan *Microporella*, with a redescription of the type species, *Journal of Natural History* **42**, 1893–1906.
- Kukliński, P., and P.D. Taylor (2009), Mineralogy of Arctic bryozoan skeletons in a global context, *Facies* **55**, 489–500.
- Kukliński, P., P.D. Taylor, and N. Denisenko (2007), Arctic cheilostome bryozoan species of the genus *Escharoides*, *Journal of Natural History* **41**, 219–228.
- Kukliński, P., J. Berge, L. McFadden, K. Dmoch, M. Zajączkowski, H. Nygard, K. Piwosz, and A. Tatarek (2013), Seasonality of occurrence and recruitment of Arctic marine benthic invertebrate larvae in relation to environmental variables, *Polar Biology* **36**, 549–560.
- Kukliński, P., P.D. Taylor, N.V. Denisenko, and B. Berning (2013), Atlantic origin of the Arctic biota? Evidence from phylogenetic and biogeographical analysis of the cheilostome bryozoan genus *pseudoflustra*, *Plos One* **8**, 1–25.

- Kukliński, P., A.V. Grischenko, and S.C. Jewett (2015), Two new species of the cheilostome bryozoan *Cheilopora* from the Aleutian Islands, *Zootaxa* **3963**, 434–442.
- Kukliński, P., P. Bałazy, M. Krzemiński, and L. Bielecka (2017), Species pool structure explains patterns of Antarctic rock-encrusting organism recruitment, *Polar Biology* **40**, 2475–2487.
- Kuliński, K., J. She, and J. Pempkowiak (2011), Short and medium term dynamics of the carbon exchange between the Baltic Sea and the North Sea, *Continental Shelf Research* **31**, 1611–1619.
- Kuliński, K., M. Kędra, J. Legeżyńska, M. Głuchowska, and A. Zaborska (2014), Particulate organic matter sinks and sources in high Arctic fjord, *Journal of Marine Systems* **139**, 27–37, DOI: 10.1016/j.jmarsys.2014.04.018.
- Kusiak, M.A., M.J. Whitehouse, S.A. Wilde, D.J. Dunkley, M. Menneken, A.A. Nemchin, and C. Clark (2013), Changes in zircon chemistry during Archean UHT metamorphism in the Napier Complex, Antarctica, *American Journal of Science* **313**, 933–967.
- Kusiak, M.A., M.J. Whitehouse, S.A. Wilde, A.A. Nemchin, and C. Clark (2013), Mobilization of radiogenic Pb in zircon revealed by ion imaging: Implications for early Earth geochronology, *Geology* **41**, 291–294.
- Kusiak, M.A., D.J. Dunkley, R. Wirth, M.J. Whitehouse, S.A. Wilde, and K. Marquardt (2015), Metallic lead nanospheres discovered in ancient zircons, *Proceedings of the National Academy of Sciences* **112**, 16, 4958–4963.
- Kusiak, M.A., S. Wilde, R. Wirth, M. Whitehouse, D.J. Dunkley, I. Lyon, S. Reddy, A. Berry, and M. de Jonge (2017), Detecting micro- and nano-scale variations in element mobility in high-grade metamorphic rocks: implication for precise U-Pb dating of zircon. In: D. Moser, J. Darling, S. Reddy, F. Corfu, K. Tait (eds.), *Microstructural Geochronology; Lattice to Atom-Scale Records of Planetary Evolution*, AGU–Wiley Monograph 232, Chapter 13, 279–291.
- Kusiak, M.A., D.J. Dunkley, M.J. Whitehouse, S.A. Wilde, A. Sałacińska, P. Konečný, K. Szopa, A., Gawęda i A. Chew (2018), Peak to post-peak thermal history of the Saglek Block of Labrador: a multiphase and multi-instrumental approach to geochronology, *Chemical Geology* **484**, 210–223.
- Kvernvik, A.C., C.J.M. Hoppe, E. Lawrenz, O. Prášil, M. Greenacre, J.M. Wiktor, and E. Leu (2018), Fast reactivation of photosynthesis in arctic phytoplankton during the polar night, *Journal of Phycology* **54**, 461–470.
- Kwaśniak-Kominek, M., M. Manecki, G. Rzepa, A.M. Płonka, and D. Górniak (2016), Weathering in a regolith on the Werenskioldbreen forefield (SW Spitsbergen): modelling of pore water chemistry, *Annales Societatis Geologorum Poloniae* **86**, 249–264, DOI: 10.14241/asgp.2016.014.
- Kwaśniewski, S., M. Głuchowska, D. Jakubas, K. Wojczulanis-Jakubas, W. Walkusz, N. Karnovsky, K. Błachowiak-Samołyk, M. Cisek, and L. Stempniewicz (2010), The impact of different hydrographic conditions and zooplankton communities on provisioning Little Auks along the West coast of Spitsbergen, *Progress in Oceanography* **87**, 72–82.
- Kwaśniewski, S., M. Głuchowska, W. Walkusz, N.J. Karnovsky, D. Jakubas, K. Wojczulanis-Jakubas, A.M.A. Harding, I. Goszczko, M. Cisek, A. Beszczyńska-Moeller,

- W. Walczowski, J.M. Węślawski, and L. Stepniewicz (2012), Interannual changes in zooplankton on the West Spitsbergen Shelf in relation to hydrography and their consequences for the diet of planktivorous seabirds, *ICES Journal of Marine Science* **69**, 890–901.
- Kwaśniewski, S., W. Walkusz, F.R. Cottier, and E. Leu (2013), Mesozooplankton dynamics in relation to food availability during spring and early summer in a high latitude glaciated fjord (Kongsfjorden), with focus on *Calanus*, *Journal of Marine Systems* **111**, 83–96.
- Lalande, C., E.M. Nöthing, E. Bauerfeind, K. Hardge, A. Beszczyńska-Möller, and K. Fahl (2016), Lateral supply and downward export of particulate matter from upper waters to the seafloor in the deep eastern Fram Strait, *Deep-Sea Research Part I-Oceanographic Research Papers* **114**, 78–89.
- Lapazaran, J., M. Petlicki, F. Navarro, F. Machío, D. Puczko, P. Głowacki, and A. Nawrot (2013), Ice volume changes (1936–1990–2007) and ground-penetrating radar studies of Ariebreen, Hornsund, Spitsbergen, *Polar Research* **32**, 1751–8369, DOI: 10.3402/polar.v32i0.11068.
- Laska, M., B. Luks, and T. Budzik (2016), Influence of snowpack internal structure on snow metamorphism and melting intensity on Hansbreen, Svalbard, *Polish Polar Research* **37**, 193–218.
- Laska, M., B. Barzycka, and B. Luks (2017), Melting characteristics of snow cover on tidewater glaciers in Hornsund Fjord, Svalbard, *Water* **9**, 804.
- Laska, M., M. Grabiec, D. Ignatiuk, and T. Budzik (2017), Snow deposition patterns on southern Spitsbergen glaciers, Svalbard, in relation to recent meteorological conditions and local topography, *Geografiska Annaler: Series A* **99**, 3, 262–287, DOI: 10.1080/04353676.2017.1327321.
- Laskowski, Z., and K. Zdzitowiecki (2008), New morphological data on the acanthocephalan *Hypoechinorhynchus magellanicus* Szidat, 1950 (Palaecanthocephala: Arhythmacanthidae), *Systematic Parasitology* **69**, 179–183.
- Laskowski, Z., W. Jeżewski, and K. Zdzitowiecki (2008), Cystacanths of Acanthocephala in nototheniid fish from the Beagle Channel (sub-Antarctica), *Systematic Parasitology* **70**, 107–117.
- Laskowski, Z., M. Korczak-Abshire, and K. Zdzitowiecki (2012), Changes in acanthocephalan infection of the Antarctic fish *Notothenia coriiceps* in Admiralty Bay, King George Island over 29 year period, *Polish Polar Research* **33**, 1, 99–108.
- Laskowski, Z., W. Jeżewski, and K. Zdzitowiecki (2013), Description of a New Opecoelid Trematode Species from Nototheniid Fish in the Beagle Channel (Sub-Antarctica), *Journal of Parasitology* **99**, 487–489.
- Laskowski, Z., W. Jeżewski, and K. Zdzitowiecki (2014), Changes in digenean infection of the Antarctic fish *Notothenia coriiceps* in Admiralty Bay, King George Island, over three decades, *Polish Polar Research* **35**, 513–520.
- Le Moullec, M., A. Buchwal, R. van der Wal, L. Sandal, and B.B. Hansen (2019), Annual ring growth of a widespread high arctic shrub reflects past fluctuations in community-level plant biomass, *Journal of Ecology* **107**, 1, 436–451.
- Leblanc, K., J. Aristegui, L. Armand, P. Assmy, B. Beker, A. Bode, E. Breton, V. Cornet, J. Gibson, M. Gosselin, E. Kopczyńska, H. Marshall, J. Peloquin, S. Piontkovski, A.J.

- Poulton, B. Quéguiner, R. Schiebel, R. Shipe, J. Stefels, M.A. van Leeuwe, M. Varela, C. Widdicombe, and M. Yallop (2012), A global diatom database – abundance, biovolume and biomass in the world ocean, *Earth System Science Data* **4**, 149–165.
- Lee, Y.I., H.S. Lim, H.I. Yoon, and A. Tatur (2007), Characteristics of tephra in Holocene lake sediments on King George Island, West Antarctica: implications for deglaciation and paleoenvironment, *Quaternary Science Reviews* **26**, 3167–3178.
- Legeżyńska, J. (2008), Food resource partitioning among Arctic sublittoral lysianassoid amphipods in summer, *Polar Biology* **31**, 66–670.
- Legeżyńska, J., M. Kędra, and W. Walkusz (2012), When season does not matter: summer and Winter trophic ecology of Arctic amphipods, *Hydrobiologia* **684**, 189–214.
- Legeżyńska, J., M. Kędra, and W. Walkusz (2014), Identifying trophic relationships within the high Arctic benthic community: how much can fatty acids tell?, *Marine Biology* **161**, 821–836.
- Legeżyńska, J., M. Włodarska-Kowalczyk, M. Głuchowska, M. Ormańczyk, M. Kędra, and J.M. Węślawski (2017), The malacostracan fauna of two Arctic fjords (west Spitsbergen): the diversity and distribution patterns of its pelagic and benthic components, *Oceanologia* **59**, 541–564.
- Lehmann, S., G. Gajek, S. Chmiel, and Ż. Polkowska (2016), Do morphometric parameters and geological conditions determine chemistry of glacier surface ice? Spatial distribution of contaminants present in the surface ice of Spitsbergen glaciers (European Arctic), *Environmental Science and Pollution Research* **23**, 23385–23405.
- Lehmann-Konera, S., Ł. Franczak, W. Kociuba, D. Szumińska, S. Chmiel, and Ż. Polkowska (2018), Comparison of hydrochemistry and organic compound transport in two non-glaciated High Arctic catchments with a permafrost regime (Bellsund Fjord, Spitsbergen), *Science of the Total Environment* **613**, 1037–1047.
- Lehmann-Konera, S., W. Kociuba, S. Chmiel, Ł. Franczak, and Ż. Polkowska (2019), Concentrations and loads of DOC, phenols and aldehydes in a proglacial arctic river in relation to hydro-meteorological conditions. A case study from the southern margin of the Bellsund Fjord – SW Spitsbergen, *Catena* **174**, 117–129.
- Lenz, A.C., and A. Kozłowska (2007), New and unusual upper Llandovery graptolites from Arctic Canada, *Acta Palaeontologica Polonica* **52**, 489–502.
- Lenz, A., S. Senior, A. Kozłowska, and M. Melchin (2012), Graptolites from the Mid Wenlock (Silurian), Upper Sheinwoodian, Arctic Canada, *Palaeontographica Canadiana* **32**, 1–93.
- Lewandowski, M., M.A. Kusiak, L. Michalczyk, D. Szmigiel, E. Śledziewska-Gójska, B. Barzycka, T. Wawrzyniak, B. Luks, T. Thordarson, S.A. Wilde, and A. Hoskuldsson (2017), Message in a stainless steel bottle thrown into deep geological time, *Gondwana Research* **52**, 139–141.
- Lityńska-Zajac, M., K.J. Chwedorzewska, M. Olech, M. Korczak-Abshire, and A. Augustyniuk-Kram (2012), Diaspores, phyto-remains accidentally transported to the Antarctic Station during three expeditions, *Biodiversity and Conservation* **21**, 3411–3421.
- Long, A.J., M.C. Strzelecki, J.M. Lloyd, and C. Bryant (2012), Dating High Arctic Holocene relative sea level changes using juvenile articulated marine shells in raised beaches, *Quaternary Science Reviews* **48**, 61–66.

- Loxton, J., P. Kukliński, D.K.A. Barnes, J. Najorka, M.S. Jones, and J.S. Porter (2004), Variability of Mg-calcite in Antarctic bryozoan skeletons across spatial scales, *Marine Ecology Progress Series* **507**, 169–180.
- Loxton, J., P. Kukliński, D.K.A. Barnes, J. Najorka, C. Jones Lydersen, P. Assmy, S. Falk-Petersen, J. Kohler, K.M. Kovacs, M. Reigstad, H. Steen, H. Strom, A. Sundfjord, O. Varpe, W. Walczowski, J.M. Węśławski, and M. Zajączkowski (2014), The importance of tidewater glaciers for marine mammals and seabirds in Svalbard, Norway, *Journal of Marine Systems* **129**, 452–471.
- Luks, B., M. Osuch, and R.J. Romanowicz (2011), The relationship between snowpack dynamics and NAO/AO indices in SW Spitsbergen, *Physics and Chemistry of the Earth* **13**, 646–654.
- Luoto, T.P., A.E.K. Ojala, L. Arppe, S.J. Brooks, E. Kurki, M. Oksman, M.J. Wooller, and M. Zajączkowski (2018), Synchronized proxy-based temperature reconstructions reveal mid-to late Holocene climate oscillations in High Arctic Svalbard, *Journal of Quaternary Science* **33**, 93–99.
- Łachacz, A., B. Kalisz, I. Giełwanowska, M. Olech, K.J. Chwedorzewska, and W. Kellmann-Sopyła (2018), Nutrient abundance and variability from soils in the coast of King George Island, *Journal of Soil Science and Plant Nutrition* **18**, 2, 294–311, DOI: 10.4067/SO718005001101.
- Łącka, M., and M. Zajączkowski (2016), Does the recent pool of benthic foraminiferal tests in fjordic surface sediments reflect interannual environmental changes? The resolution limit of the foraminiferal record, *Annales Societatis Geologorum Poloniae* **86**, 59–71.
- Łącka, M., M. Zajączkowski, M. Forwick, and W. Szczucinski (2015), Late Weichselian and Holocene palaeoceanography of Storfjordrenna, southern Svalbard, *Climate of the Past* **11**, 587–603.
- Łopieńska-Biernat, E., M. Pastorczyk, I. Giełwanowska, K. Żółtowska, R. Stryński, and E. Zaobidna (2017), The influence of short-term cold stress on the metabolism of non-structural carbohydrates in polar grasses, *Polish Polar Research* **38**, 2, 185–202, DOI: 10.1515/popore-2017-0001.
- Łupikasza, E., and O. Lipiński (2017), Cloud cover over Spitsbergen and its relation to atmospheric circulation (1983-2015), *Geographia Polonica* **90**, 1, 21–38.
- Łupikasza, E.B., and T. Niedźwiedz (2019), The influence of mesoscale atmospheric circulation on Spitsbergen air temperature in periods of Arctic warming and cooling, *Journal of Geophysical Research: Atmospheres* **124**, 10, 5233–5250.
- Łupikasza, E.B., D. Ignatiuk, M. Grabiec, K. Cielecka-Nowak, M. Laska, J. Jania, B. Luks, A. Uszczyk, and T. Budzik (2019), The role of winter rain in the glacial system on Svalbard, *Water* **11**, 334, DOI: 10.3390/w11020334.
- Maciejczyk, M., A. Arażny, and M. Opyrchal (2017), Changes in aerobic performance, body composition, and physical activity in polar explorers during a year-long stay at the polar station in the Arctic, *International Journal of Biometeorology* **61**, 4, 669–675.
- Maciejowski, W., and A. Michniewski (2007), Variations in weather on the East and West coasts of South Spitsbergen, Svalbard, *Polish Polar Research* **28**, 2, 123–136.

- Maciejowski, W., P. Osyczka, J. Smykla, W. Ziaja, K. Ostafin, and B. Krzewicka (2018), Diversity and distribution of lichens in recently deglaciated areas of southeastern Spitsbergen, *Acta Societatis Botanicorum Poloniae* **87**, 4, DOI: 10.5586/asbp.3596.
- Majchrowska, E., D. Ignatiuk, J. Jania, H. Marszałek, and M. Wąsik (2015), Seasonal and interannual variability in runoff from the Werenskioldbreen catchment, Spitsbergen, *Polish Polar Research* **36**, 197–224.
- Majda, A., W. Majewski, T. Mamos, M. Grabowski, M.A. Godoi, and J. Pawłowski (2018), Variable dispersal histories across the Drake Passage: The case of coastal benthic Foraminifera, *Marine Micropaleontology* **140**, 81–94.
- Majewska, R., P. Kukliński, P. Bałazy, N.S. Yokoya, A.P. Martins, and M. De Stefano (2015), A comparison of epiphytic diatom communities on *Plocamium cartilagineum* (Plocamiales, Florideophyceae) from two Antarctic areas, *Polar Biology* **38**, 189–205.
- Majewski, W. (2010), Benthic foraminifera from West Antarctic fiord environments. An overview, *Polish Polar Research* **31**, 61–82.
- Majewski, W. (2010), Planktonic foraminiferal response to Middle Miocene cooling in the Southern Ocean (ODP Site 747, Kerguelen Plateau), *Acta Palaeontologica Polonica* **55**, 541–560.
- Majewski, W. (2013), Benthic foraminifera from Pine Island and Ferrero bays, Amundsen Sea, *Polish Polar Research* **34**, 169–200.
- Majewski, W., and J.B. Anderson (2009), Holocene foraminiferal assemblages from Firth of Tay, Antarctic Peninsula: Paleoclimate implications, *Marine Micropaleontology* **73**, 135–147.
- Majewski, W., and S. Bohaty (2010), Surface-water cooling and salinity decrease during the Middle Miocene Climate Transition at Southern Ocean ODP Site 747 (Kerguelen Plateau), *Marine Micropaleontology* **74**, 1–14.
- Majewski, W., and A. Gaździcki (2014), Shallow water benthic foraminifera from the Polonez Cove Formation (lower Oligocene) of King George Island, West Antarctica, *Marine Micropaleontology* **111**, 1–14.
- Majewski, W., and J. Pawłowski (2010), Morphologic and molecular diversity of the foraminiferal genus *Globocassidulina* in Admiralty Bay, West Antarctica, *Antarctic Science* **22**, 271–281.
- Majewski, W., and A. Tatur (2009), A new Antarctic foraminiferal species for detecting climate change in sub-Recent glacier-proximal sediments, *Antarctic Science* **5**, 439–448.
- Majewski, W., and M. Zajączkowski (2007), Benthic foraminifera in Adventfjorden, Svalbard: Last 50 years of local hydrographic changes, *Journal of Foraminiferal Research* **37**, 2, 107–124, DOI: 10.2113/gsjfr.37.2.107.
- Majewski, W., B. Lecroq, F. Sinniger, and J. Pawłowski (2007), Monothalamous foraminifera from Admiralty Bay, King George Island, West Antarctica, *Polish Polar Research* **28**, 187–210.
- Majewski, W., W. Szczuciński, and M. Zajączkowski (2009), Interactions of Arctic and Atlantic water-masses and associated environmental changes during the last millennium, Horsund (SW Svalbard), *Boreas* **38**, 529–544.

- Majewski, W., E. Olempska, A. Kaim, and J.A. Anderson (2012), Rare calcareous microfossils from Middle Miocene strata, Weddell Sea off Antarctic Peninsula, *Polish Polar Research* **33**, 245–257.
- Majewski, W., J.S. Wellner, W. Szczuciński, and J.B. Anderson (2012), Holocene oceanographic and glacial changes recorded in Maxwell Bay, West Antarctica, *Marine Geology* **326**, 67–79.
- Majewski, W., S.S. Bowser, and J. Pawlowski (2015), Widespread intra-specific genetic homogeneity of coastal Antarctic benthic foraminifera, *Polar Biology* **38**, 2047–2058.
- Majewski, W., J.S. Wellner, and J.B. Anderson (2016), Environmental connotations of benthic foraminiferal assemblages from coastal West Antarctica, *Marine Micropaleontology* **124**, 1–15.
- Majewski, W., A. Tatur, J. Witkowski, and A. Gaździcki (2017), Rich shallow-water benthic ecosystem in Late Miocene East Antarctica (Fisher Bench Fm, Prince Charles Mountains), *Marine Micropaleontology* **133**, 40–49.
- Majewski, W., A. Tatur, J. Witkowski, and A. Gaździcki (2017), Rich shallow-water benthic ecosystem in Late Miocene East Antarctica (Fisher Bench Fm, Prince Charles Mountains), *Marine Micropaleontology* **133**, 40–49.
- Majewski, W., P.J. Bart, and A.J. McGlannan (2018), Foraminiferal assemblages from ice-proximal paleo-settings in the Whales Deep Basin, eastern Ross Sea, Antarctica, *Palaeogeography, Palaeoclimatology, Palaeoecology* **493**, 64–81.
- Małecki, J., (2015), Glacio-meteorology of Ebbabreen, Dickson Land, central Svalbard, during 2008–2010 melt seasons, *Polish Polar Research* **36**, 2, 145–161.
- Małecki, J., (2016), Accelerating retreat and high-elevation thinning of glaciers in central Spitsbergen, *Cryosphere*, **10**, 3, 1317–1329.
- Małecki, J., S. Faucherre, and M.C. Strzelecki (2013), Post-surge geometry evolution and thermal structure of Hørbyebreen, central Spitsbergen, Svalbard Archipelago, *Polish Polar Research* **34**, 3, 305–321.
- Mansutti, D., E. Bucchignani, and P. Głowacki (2016), Numerical validation of the conjecture of a subglacial lake at Amundsenisen, Svalbard, *Applied Mathematical Modelling* **40**, 7615–7626.
- Markowicz, K.M., M.T. Chilinski, J. Lisok, O. Zawadzka, I.S. Stachlewska, L. Janicka, A. Rozwadowska, P. Makuch, P. Pakszys, T. Zieliński, T. Petelski, M. Posyniak, A. Pietruczuk, A. Szkop, and D.L. Westphal (2016), Study of aerosol optical properties during long-range transport of biomass burning from Canada to Central Europe in July 2013, *Journal of Aerosol Science* **101**, 156–173.
- Markowicz, K.M., P. Pakszys, C. Ritter, T. Zieliński, R. Udisti, D. Cappelletti, M. Mazzola, M. Shiobara, P. Xian, O. Zawadzka, J. Lisok, T. Petelski, P. Makuch, and G. Karasiński (2016), Impact of North American intense fires on aerosol optical properties measured over the European Arctic in July 2015, *Journal of Geophysical Research, Atmospheres* **121**, 14, 487–512.
- Markowicz, K.M., C. Ritter, J. Lisok, P. Makuch, I.S. Stachlewska, D. Cappelletti, M. Mazzola, and M.T. Chiliński (2017), Vertical variability of aerosol single-scattering albedo and equivalent black carbon concentration based on in-situ and remote sensing

- techniques during the iAREA campaigns in Ny-Ålesund, *Atmospheric Environment* **164**, 431–447.
- Markowska, M., and A. Kidawa (2007), Encounters between Antarctic limpets, *Nacella concinna*, and predatory sea stars, *Lysasterias* sp., in laboratory and field experiments, *Marine Biology* **151**, 5, 1959–1966.
- Markowska, M., A. Kidawa, and T. Janecki (2008), Amino acids as food signals for two Arctic decapods *Hyas araneus* and *Eupagurus pubescens*, *Polish Polar Research* **29**, 3, 219–226.
- Markowska, M., T. Janecki, and A. Kidawa (2008), Field observations of the spider crab, *Hyas araneus* (L., 1758). Feeding behaviour in an Arctic fjord, *Crustaceana* **81**, 10, 1211–1217.
- Markuszewski, P., A. Rozwadowska, M. Cisek, P. Makuch, and T. Petelski (2017), Aerosol physical properties in Spitsbergen's fjords: Hornsund and Kongsfjord during AREX campaigns in 2014 and 2015, *Oceanologia* **59**, 460–472.
- Marnela, M., B. Rudels, I. Goszczko, A. Beszczynska-Möller, and U. Schauer (2016), Fram Strait and Greenland Sea transports, water masses, and water mass transformations 1999–2010 (and beyond), *Journal of Geophysical Research: Oceans* **121**, 2314–2346.
- Marra John, F., T.D. Dickey, A.J. Plueddemann, R.A. Weller, C.S. Kinkade, and M. Stramska (2015), Phytoplankton bloom phenomena in the North Atlantic Ocean and Arabian Sea, *ICES Journal of Marine Science* **72**, 2021–2028.
- Marszałek, H., and D. Górniak (2017), Changes in water chemistry along the newly formed High Arctic fluvial-lacustrine system of the Bratteg Valley (SW Spitsbergen, Svalbard), *Environmental Earth Sciences* **76**, 13, 449–462, DOI: 10.1007/s12665-017-6772-9.
- Martin-Espanol, A., F.J. Navarro, J. Otero, J.J. Lapazaran, and M. Blaszczyk (2015), Estimate of the total volume of Svalbard glaciers, and their potential contribution to sea-level rise, using new regionally-based scaling relationships, *Journal of Glaciology* **61**, 29–41.
- Martins, C.I.M., L. Galhardo, C. Noble, B. Damsgard, M.T. Spedicato, W. Zupa, M. Beauchaud, E. Kulczykowska, J.C. Massabuau, T. Carter, S. Rey Planellas, and T. Kristiansen (2012), Behavioural indicators of welfare in farmed fish, *Fish Physiology and Biochemistry* **38**, 17–41.
- Masłowski, W., J. Clement-Kinney, and J. Jakacki (2007), Towards prediction of environmental Arctic change, *Computing in Science & Engineering* **9**, 29–34.
- Massel, S. (2007), The Gulf Stream, *Oceanologia* **49**, 159–161.
- Massel, S.R. (2013), Modelling flow in the porous bottom of the Barents Sea shelf, *Oceanologia* **55**, 129–146.
- Massel, S.R., and A. Przyborska (2013), Surface wave generation due to glacier calving, *Oceanologia* **55**, 101–127.
- Mazurek, M., R. Paluszkiwicz, G. Rachlewicz, and Z. Zwoliński (2012), Variability of water chemistry in tundra lakes, Petuniabukta coast, Central Spitsbergen, Svalbard, *The Scientific World Journal* **2012**, DOI: 10.1100/2012/596516.
- Mazurkiewicz, M., B. Górńska, E. Jankowska, and M. Włodarska-Kowalczyk (2016), Assessment of nematode biomass in marine sediments: A semi-automated image analysis method, *Limnology and Oceanography: Methods* **14**, 816–827.

- Mazurkiewicz, M., S. Gromisz, J. Legeżyńska, and M. Włodarska-Kowalczyk (2017), First records of *Lacydonia eliasoni* Hartmann-Schroder, 1996 (Polychaeta: Phyllodocida) in the European Arctic, *Polish Polar Research* **38**, 175–185.
- Mazzola, M., R.S. Stone, A. Herber, C. Tomasi, A. Lupi, V. Vitale, C. Lanconelli, C. Toledano, V.E. Cachorro, N.T. O'Neill, M. Shiobara, V. Aaltonen, K. Stebel, T. Zieliński, T. Petelski, J.P. Ortiz de Galisteo, B. Torres, A. Berjon, P. Goloub, Z. Li, L. Blarel, I. Abboud, E. Cuevas, M. Stock, K.H. Schulz, and A. Virkkula (2012); Evaluation of sun photometer capabilities for retrievals of aerosol optical depth at high latitudes: The POLAR-AOD intercomparison campaigns, *Atmospheric Environment* **52**, 4–17.
- McGovern, M., J. Berge, B. Szymczycha, J.M. Węśławski, and P.E. Renaud (2018), Hyperbenthic food-web structure in an Arctic fjord, *Marine Ecology Progress Series* **603**, 29–46.
- Melchin, M.J., A.C. Lenz, and A. Kozłowska (2017), Retiolitine graptolites from the Aeronian and lower Telychian (Llandovery, Silurian) of Arctic Canada, *Journal of Paleontology* **91**, 116–145.
- Meyer, K.S., A.K. Sweetman, P. Kukliński, P. Leopold, D. Vogedes, J. Berge, C. Griffiths, C.M. Young, and P.E. Renaud (2017), Recruitment of benthic invertebrates in high Arctic fjords: Relation to temperature, depth, and season, *Limnology and Oceanography* **62**, 2732–2744.
- Michalchuk, B.R., J.B. Anderson, J.S. Wellner, P.L. Manley, W. Majewski, and S. Bohaty (2009), Holocene climate and glacial history of the northeastern Antarctic Peninsula: the marine sedimentary record from a long SHALDRIL core, *Quaternary Science Review* **28**, 3049–3065.
- Michalski, K., M. Lewandowski, and G. Manby (2012), New palaeomagnetic, petrographic and ⁴⁰Ar/³⁹Ar data to test palaeogeographic reconstructions of Caledonide Svalbard, *Geological Magazine* **149**, 696–721.
- Mieczan, T., D. Górniak, A. Świętecki, M. Zdanowski, and M. Tarkowska-Kukuryk (2013), Vertical Microzonation of Ciliates In Cryoconite Holes (Ecology Glacier, King George Island, Antarctica), *Polish Polar Research* **34**, 2, 201–212, DOI: 10.2478/popore-2013-0008.
- Mieczan, T., D. Górniak, A. Świętecki, M. Zdanowski, and M. Tarkowska-Kukuryk (2013), The distribution of ciliates on Ecology Glacier (King George Island, Antarctica): relation of species assemblages and environmental parameters, *Polar Biology* **36**, 1, 249–258, DOI: 10.1007/s00300-012-1256-6.
- Migała, K., B. Wojtuń, W. Szymański, and P. Muskała (2014), Soil moisture and temperature variation under different types of tundra vegetation during the growing season: A case study from the Fuglebekken catchment, SW Spitsbergen, *Catena* **116**, 10–18, DOI: 10.1016/j.catena.2013.12.007.
- Mikhalevsky, P.N., H. Sagen, P.F. Worcester, A.B. Baggeroer, J. Orcutt, S.E. Moore, C.M. Lee, K.J. Vigness-Raposa, L. Freitag, M. Arrott, K. Atakan, A. Beszczyńska-Möller, T.F. Duda, B.D. Dushaw, and J.C. Gascard (2015), Multipurpose Acoustic Networks in the Integrated Arctic Ocean Observing System, *Arctic* **68**, 11–27.
- Minzoni, R.T., W. Majewski, J.B. Anderson, Y. Yokoyama, R. Fernandez, and M. Jakobsson (2017), Oceanographic influences on the stability of the Cosgrove Ice Shelf, Antarctica, *The Holocene* **27**, 1645–1658.

- Molina-Montenegro, M.A., F. Carrasco-Urra, I. Acuña-Rodríguez, R. Oses, and K.J. Chwedorzewska (2014), Assessing the importance of human activities for the establishment of the invasive *Poa annua* in the Antarctica, *Polar Research* **33**, 1, 21425.
- Möller, M., F. Obleitner, C.H. Reijmer, V. Pohjola, P. Głowacki, and J. Kohler (2016), Adjustment of regional climate model output for modeling the climatic mass balance of all glaciers on Svalbard, *Journal of Geophysical Research – Atmospheres* **121**, 5411–5429.
- Morata, N., E. Michaud, and M. Włodarska-Kowalczyk (2015), Impact of early food input on the Arctic benthos activities during the polar night, *Polar Biology* **38**, 99–114.
- Moreau, C., C. Mah, A. Agüera, N. Améziane, D. Barnes, G. Crokaert, M. Eléaume, H. Griffiths, C. Guillaumot, L.G. Hemery, A. Jażdżewska, Q. Jossart, V. Laptikhovsky, K. Linse, K. Neill, C. Sands, T. Saucède, S. Schiaparelli, J. Siciński, N. Vasset, and B. Danis (2018), Antarctic and Sub-Antarctic Asteroidea database, *ZooKeys* **747**, 141–156.
- Moroni, B., D. Cappelletti, S. Crocchianti, S. Becagli, L. Caiazza, R. Traversi, R. Udisti, M. Mazzola, K. Markowicz, C. Ritter, and T. Zieliński (2017), Morphochemical characteristics and mixing state of long range transported wildfire particles at Ny-Ålesund (Svalbard Islands), *Atmospheric Environment* **156**, 135–145.
- Moskalik, M., T. Pastusiak, and J. Tęgowski (2012), Multibeam bathymetry and slopes stability of Isvika Bay, Murchisonfjorden, Nordaustlandet, *Marine Geodesy* **35**, 389–398.
- Moskalik, M., M. Błaszczak, and J. Jania (2014), Statistical analysis of Brepollen bathymetry as a key to determine average depths on a glacier foreland, *Geomorphology* **206**, 262–270.
- Moskalik, M., J. Ćwiakała, W. Szczuciński, A. Dominiczak, O. Głowacki, K. Wojtysiak, and P. Zagórski (2018), Spatiotemporal changes in the concentration and composition of suspended particulate matter in front of Hansbreen, a tidewater glacier in Svalbard, *Oceanologia* **60**, 4, 446–463, DOI: 10.1016/j.oceano.2018.03.001.
- Moskalik, M., P. Zagórski, L. Łęczyński, J. Ćwiakała, and P. Demczuk (2018), Morphological characterization of Recherchefjorden (Bellsund, Svalbard) using marine geomorphometry, *Polish Polar Research* **39**, 1, 99–125, DOI: 10.24425/118740.
- Mozer, A., Z. Pécskay, and K.P. Krajewski (2015), Eocene age of the Baranowski Glacier Group at Red Hill, King George Island, West Antarctica, *Polish Polar Research* **36**, 4, 307–324.
- Myers-Smiths, I. et al. (incl. A. Buchwal) (2015), Climate sensitivity of shrub growth across the tundra biome, *Nature Climate Change* **5**, 9.
- Najda, K., A. Kijewska, T. Kijewski, K. Plauška, and J. Rokicki (2018), Distribution of ascaridoid nematodes (Nematoda: Chromadorea: Ascaridoidea) in fish from the Barents Sea, *Oceanological and Hydrobiological Studies* **47**, 128–139.
- Nakrem, H.A., B. Błażejowski, and A. Gaździcki (2009), Lower Permian bryozoans from Spitsbergen, Svalbard, *Acta Palaeontologica Polonica* **54**, 677–698.
- Navarro, F.J., A. Martin-Espanol, J.J. Lapazarán, M. Grabiec, J. Otero, E.V. Vasilenko, and D. Puczek (2014), Ice volume estimates from ground-penetrating radar surveys, Wedel Jarlsberg Land glaciers, Svalbard, *Arctic Antarctic and Alpine Research* **46**, 394–406.

- Nawrocki, J., M. Pańczyk, and I.S. Williams (2010), Isotopic ages and palaeomagnetism of selected magmatic rocks from King George Island (Antarctic Peninsula), *Journal of the Geological Society London* **167**, 1063–1079.
- Nawrocki, J., M. Pańczyk, and I.S. Williams (2011), Isotopic ages of selected magmatic rocks from King George Island (West Antarctica) controlled by magnetostratigraphy, *Geological Quarterly* **55**, 4, 301–322.
- Nawrot, A.P., K. Mięgała, B. Luks, P. Pakszys, and P. Głowacki (2016), Chemistry of snow cover and acidic snowfall during a season with a high level of air pollution on the Hans Glacier, Spitsbergen, *Polar Science* **10**, 249–261, DOI: 10.1016/j.polar.2016.06.003.
- Nędzarek, A., and S. Rakusa-Suszczewski (2007), Nutrients and conductivity in precipitation in the coast of King George Island (Antarctica) in relation to wind speed and penguin colony distance, *Polish Journal of Ecology* **55**, 4, 705–716.
- Nędzarek, A., A. Tórz, S. Rakusa-Suszczewski, and M. Bonisławska (2014), Nitrogen and phosphorus release during fish decomposition and implications for the ecosystem of maritime Antarctica, *Polar Biology* **38**, 733–740.
- Nicholson, L.I., M. Pętliski, B. Partan, and S. MacDonell (2016), 3-D surface properties of glacier penitentes over an ablation season, measured using a Microsoft Xbox Kinect, *The Cryosphere* **10**, 1897–1913.
- Nielsen, J.K., B. Błażejowski, P. Gieszczyk, and J.K. Nielsen (2013), Carbon and oxygen isotope records of Late Permian brachiopods from low and high palaeolatitudes: seasonality and cyclothem evaporation. **In:** A. Gąsiewicz and M. Słowakiewicz (eds.), *Palaeozoic Climate Cycles: Their Evolutionary and Sedimentological Impact*, Special Publications, Geological Society, London, 376, 387–406.
- Nigro, L.M., M. Angel, K. Błachowiak-Samołyk, R.R. Hopcroft, and A. Bucklin (2016), Identification, Discrimination, and Discovery of Species of Marine Planktonic Ostracods Using DNA Barcodes, *Plos One* **11**, 1–17.
- Noble, P.J., A.C. Lenz, C. Holmden, M. Masiak, M.K. Zimmerman, S.R. Poulson, and A. Kozłowska (2012), Isotope geochemistry and plankton response to the Ireviken (Earliest Wenlock) and *Cyrtograptus lundgreni* extinction events, Cape Phillips Formation, Arctic Canada. **In:** J.A. Talent (ed.), *Global Biodiversity, Extinction Intervals, and Biogeographic Perturbations Through Time, Earth and Life*, International Year of Planet Earth Series, Springer, 631–652.
- Nordli, Ø., R. Przybylak, A.E.J. Ogilvie, and K. Isaksen (2014), Long-term temperature trends and variability on Spitsbergen: the extended Svalbard Airport temperature series, 1898–2012, *Polar Research* **33**, DOI: 10.3402/polar.v33.21349.
- Ntougias, S., Ż. Polkowska, S. Nikolaki, E. Dionyssopoulou, P. Stathopoulou, V. Doudoumis, M. Ruman, K. Kozak, J. Namiesnik, and G. Tsiamis (2016), Bacterial community structures in freshwater Polar environment of Svalbard, *Microbes and Environments* **31**, 401–409.
- O'Brien, C.J., J.A. Peloquin, M. Vogt, M. Heinle, N. Gruber, P. Ajani, H. Andruleit, J. Aristegui, L. Beaufort, M. Estrada, D. Karentz, E. Koczyńska, R. Lee, A.J. Poulton, T. Pritchard, and C. Widdicombe (2013), Global marine plankton functional type biomass distributions: Coccolithophores, *Earth System Science Data* **5**, 2, 259–276.

- O'Loughlin, M., A. Stępień, M. Kuźniak, and D. Van Den Spiegel (2013), A new genus and four new species of sea cucumbers (Echinodermata) from Admiralty Bay, King George Island, *Polish Polar Research* **34**, 1, 67–86.
- Oerlemans, J., J. Jania, and L. Kolondra (2011), Application of a minimal glacier model to Hansbreen, Spitsbergen, *The Cryosphere* **5**, 1–11.
- Ojala, A.E.K., V.P. Salonen, M. Moskalik, F. Kubischta, and M. Oinonen (2014), Holocene sedimentary environment of a High-Arctic fjord in Nordaustlandet, Svalbard, *Polish Polar Research* **35**, 73–98.
- Ojala, A.E.K., L. Arppe, T.P. Luoto, L. Wacker, E. Kurki, M. Zajączkowski, J. Pawłowska, M. Damrat, and M. Oksman (2016), Sedimentary environment, lithostratigraphy and dating of sediment sequences from Arctic lakes Revvatnet and Svartvatnet in Hornsund, Svalbard, *Polish Polar Research* **37**, 23–48.
- Olech, M., and K.J. Chwedorzewska (2010), A New vascular plant successfully established in Antarctica? *Acta Societatis Botanicorum Poloniae* **79**, suppl. 1, 51.
- Olech, M., and K.J. Chwedorzewska (2011), Colonization of natural habitats in the South Shetland Islands (Antarctica) by the alien grass *Poa annua* L., *Antarctic Science* **23**, 2, 153–154.
- Olsen, L.M., S.R. Laney, P. Duarte, H.M. Kauko, M. Fernandez-Mendez, C.J. Mundy, A. Roesel, A. Meyer, P. Itkin, L. Cohen, I. Peeken, A. Tatarek, M. Rozanska-Pluta, J. Wiktor, T. Taskjelle, A.K. Pavlov, S.R. Hudson, M.A. Granskog, H. Hop, and P. Assmy (2017), The seeding of ice algal blooms in Arctic pack ice: The multiyear ice seed repository hypothesis, *Journal of Geophysical Research – Biogeosciences* **122**, 1529–1548.
- Opała, M., K. Migąła, and P. Owczarek (2016), Two centuries-long dendroclimatic reconstruction based on Low Arctic *Betula pubescens* from Tromsø Region, Northern Norway, *Polish Polar Research* **37**, 4, 457–476, DOI: 10.1515/popore-2016-0024.
- Opała-Owczarek, M., E. Pirożnikow, P. Owczarek, W. Szymański, B. Luks, D. Kępski, M. Szymanowski, B. Wojtuń, and K. Migąła (2018), The influence of abiotic factors on the growth of two vascular plant species (*Saxifraga oppositifolia* and *Salix polaris*) in the High Arctic, *Catena* **163**, 219–232.
- Ormańczyk, M.R., M. Głuchowska, A. Olszewska, and S. Kwaśniewski (2017), Zooplankton structure in high latitude fjords with contrasting oceanography (Hornsund and Kongsfjorden, Spitsbergen), *Oceanologia* **59**, 508–524.
- Ostaszewska, K., P. Balazy, J. Berge, G. Johnsen, and R. Staven (2017), Seabirds during Arctic polar night: Underwater observations from Svalbard Archipelago, Norway, *Waterbirds* **40**, 302–308.
- Osuch, M., and T. Wawrzyniak (2016), Climate projections in the Hornsund area, Southern Spitsbergen, *Polish Polar Research* **37**, 379–402.
- Osuch, M., and T. Wawrzyniak (2017), Inter- and intra-annual changes of air temperature and precipitation in western Spitsbergen, *International Journal of Climatology* **37**, 3082–3097.
- Osuch, M., T. Wawrzyniak, and A. Nawrot (2019), Diagnosis of the hydrology of a small Arctic permafrost catchment using HBV conceptual rainfall-runoff model, *Hydrology Research* **50**, 2, 459–478.

- Oszczka, P., E.M. Dutkiewicz, and M. Olech (2007), Trace elements concentrations in selected moss and lichen species collected within Antarctic research stations, *Polish Journal of Ecology* **55**, 1, 39–48.
- Owczarek, P., and M. Opała (2016), Dendrochronology and extreme pointer years in the tree-ring record (AD 1951–2011) of polar willow from southwestern Spitsbergen (Svalbard, Norway), *Geochronometria* **43**, 1, 84–95, DOI: 10.1515/geochr-2015-0035.
- Owczarek, P., A. Latocha, M. Wistuba, and I. Malik (2013), Reconstruction of modern debris flow activity in the arctic environment with the use of dwarf shrubs (south-western Spitsbergen): a new dendrochronological approach, *Zeitschrift für Geomorphologie, Supplementary Issues*, **57**, 3, 75–95.
- Owczarek, P., A. Nawrot, K. Mięgała, I. Malik, and B. Korabiewski (2014), Flood-plain responses to contemporary climate change in small High-Arctic basins (Svalbard, Norway), *Boreas* **43**, 384–402, DOI: 10.1111/bor.12061
- Pabis, K., and M. Błażewicz-Paszkowycz (2011), Distribution and diversity of cumacean assemblages in Admiralty Bay, King George Island, *Polish Polar Research* **32**, 4, 341–354.
- Pabis, K., and J. Siciński (2010), Distribution and diversity of polychaetes collected by trawling in Admiralty Bay – an Antarctic glacial fjord, *Polar Biology* **33**, 141–151.
- Pabis, K., and J. Siciński (2010), Polychaete fauna associated with holdfasts of the large brown alga *Himantothallus grandifolius* in Admiralty Bay, King George Island, Antarctic, *Polar Biology* **33**, 1277–1288.
- Pabis, K., and J. Siciński (2012), Is polychaete diversity in the deep sublittoral of an antarctic fjord related to habitat complexity?, *Polish Polar Research* **33**, 2, 181–197.
- Pabis, K., and R. Sobczyk (2015), Small scale spatial variation of soft bottom polychaete biomass in an Antarctic glacial fjord (Ezcurra Inlet, South Shetlands): comparison of sites at different levels of disturbance, *Helgolander Marine Research* **69**, 113–121.
- Pabis, K., and R. Sobczyk (2017), *Eulalia picta* Kinberg, 1866 – tube builder or specialized predator?, *Polish Polar Research* **38**, 4, 485–491.
- Pabis, K., J. Siciński, and M. Krymarys (2011), Distribution patterns in the biomass of macrozoobenthic communities in Admiralty Bay (King George Island, South Shetlands, Antarctic), *Polar Biology* **34**, 489–500.
- Pabis, K., U. Hara, P. Presler, and J. Siciński (2014), Structure of bryozoan communities in an Antarctic glacial fjord (Admiralty Bay, South Shetlands), *Polar Biology* **37**, 737–751.
- Pabis, K., M. Błażewicz-Paszkowycz, P. Józwiak, and D.K.A. Barnes (2015), Tanaidacea of the Amundsen and Scotia Seas: an unexplored diversity, *Antarctic Science* **27**, 19–30.
- Pabis, K., P. Józwiak, A.N. Lorz, K. Schnabel, and M. Błażewicz-Paszkowycz (2015), First insights into the deep-sea tanaidacean fauna of the Ross Sea – species richness and composition across the shelf break, slope and abyss, *Polar Biology* **38**, 1429–1437.
- Pabis, K., M. Kędra, and S. Gromisz (2015), Distinct or similar? Soft bottom polychaete diversity in Arctic and Antarctic glacial fjords, *Hydrobiologia* **742**, 279–294.
- Pacyna, A.D., K. Koziarowska, S. Chmiel, J. Mazerski, and Ź. Polkowska (2018), Svalbard reindeer as an indicator of ecosystem changes in the Arctic terrestrial ecosystem, *Chemosphere* **203**, 209–218.

- Pacyna, A., M. Frankowski, K. Koziół, M. Węgrzyn, P. Wietrzyk-Pelka, S. Lehmann-Konera, and Ź. Polkowska (2019), Evaluation of the use of reindeer droppings for monitoring essential and non-essential elements in the polar terrestrial environment, *Science of the Total Environment* **658**, 1209–1218.
- Pakszys, P., and T. Zieliński (2017), Aerosol optical properties over Svalbard: a comparison between Ny-Ålesund and Hornsund, *Oceanologia* **59**, 431–444.
- Palińska, K., B. Deventer, K. Hariri, and M. Łotocka (2011), A taxonomic study on Phormidium-group (cyanobacteria) based on morphology, pigments, RAPD molecular markers and RFLP analysis of the 16S rRNA gene fragment, *Fottea* **11**, 41–55.
- Pańczyk, M., and J. Nawrocki (2011), Geochronology of selected andesitic lavas from the King George Bay area (SE King George Island), *Geological Quarterly* **55**, 4, 301–322.
- Pańczyk, M., and J. Nawrocki (2011), Pliocene age of the oldest badsarlrtic rocks of Penguin Island (South Shetland Islands, north Antarctic Peninsula), *Geological Quarterly* **55**, 4, 335–344.
- Pańczyk, M., J. Nawrocki, and I.S. Williams (2009), Isotope age constraint for the Blue Dyke and Jardine Peak subvertical intrusions of King George Island, West Antarctica, *Polish Polar Research* **30**, 379–391.
- Pasik, M., M.E. Kowalska, S. Łapiński, M. Rajner, and K. Bakuła (2017), Large-scale mapping and 3d modelling of the Henryk Arctowski Polish Antarctic Station, *Polar Record* **53**, 3, 280–288.
- Pastorczyk, M., I. Giełwanowska, and L.B. Lahuta (2014), Changes in soluble carbohydrates in polar Caryophyllaceae and Poaceae plants in response to chilling, *Acta Physiologiae Plantarum* **36**, 1771–1780, DOI: 10.1007/s11738-014-1551-7.
- Pavlov, A.K., C.A. Stedmon, A.V. Semushin, T. Martma, B.V. Ivanov, P. Kowalczyk, and M.A. Granskog (2016), Linkages between the circulation and distribution of dissolved organic matter in the White Sea, Arctic Ocean, *Continental Shelf Research* **119**, 1–13.
- Pawłowska, J., M. Włodarska-Kowalczyk, M. Zajączkowski, H. Nygård, and J. Berge (2011), Seasonal variability of meio- and macrobenthic standing stocks and diversity in an Arctic fjord (Adventfjorden, Spitsbergen), *Polar Biology* **34**, 833–845.
- Pawłowska, J., F. Lejzerowicz, P. Esling, W. Szczuciński, M. Zajączkowski, and J. Pawłowski (2014), Ancient DNA sheds new light on the Svalbard foraminiferal fossil record of the last millennium, *Geobiology* **12**, 277–288.
- Pawłowska, J., M. Zajączkowski, M. Łącka, F. Lejzerowicz, F. Esling, and J. Pawłowski (2016), Palaeoceanographic changes in Hornsund Fjord (Spitsbergen, Svalbard) over the last millennium: new insights from ancient DNA, *Climate of the Past* **12**, 1459–1472.
- Pawłowska, J., Ł. Istel, M. Gorczak, H. Galera, M. Wrzosek, and D.L. Hawksworth (2017), *Psychonectria hyperantarctica*, gen. nov., comb. nov., epitypification and phylogenetic position of an Antarctic bryophilous ascomycete, *Mycologia* **109**, 4, 601–607, DOI: 10.1080/00275514.2017.1398575.
- Pawłowska, J., M. Łącka, M. Kucharska, N. Szymańska, K. Koziorowska, K. Kuliński, and M. Zajączkowski (2017), Benthic foraminifera contribution to fjord modern carbon pools: A seasonal study in Adventfjorden, Spitsbergen, *Geobiology* **15**, 704–714.
- Pawłowska, J., M. Zajączkowski, W. Szczuciński, A. Zaborska, M. Kucharska, P.E. Jernas, and M. Forwick (2017), The influence of Coriolis force driven water circulation on

- the palaeoenvironment of Hornsund (Spitsbergen) over the last century, *Boreas* **46**, 737–749.
- Pawlowski, J., and W. Majewski (2011), Magnetite bearing foraminifera from Admiralty Bay, West Antarctica, with description of *Psammophaga magnetica* sp. nov., *Journal of Foraminiferal Research* **41**, 1–11.
- Pawlowski, J., W. Majewski, D. Longet, J. Guiard, T. Cedhagen, A.J. Gooday, S. Korsun, A.A. Habura, and S.S. Bowser (2008), Genetic differentiation between Arctic and Antarctic monothalamous foraminifera, *Polar Biology* **31**, 1205–1216.
- Petelski, T., and J. Piskozub (2007), Reply to comment by Edgar L Andreas on Vertical coarse aerosol fluxes in the atmospheric surface layer over the North Polar Waters of the Atlantic, *Journal of Geophysical Research* **112**, 1–10.
- Pętlicki, M., and C. Kinnard (2016), Calving of Fuerza Aerea Glacier (Greenwich Island, Antarctica) observed with terrestrial laser scanning and continuous video monitoring, *Journal of Glaciology* **62**, 835–846.
- Pętlicki, M., M. Ciepły, J. Jania, A. Promińska, and C. Kinnard (2015), Calving of a tidewater Glacier driver by melting at the waterline, *Journal of Glaciology* **61**, 851–863.
- Pętlicki, M., J. Sziło, S. MacDonell, S. Vivero, and R.J. Bialik (2017), Recent deceleration of the ice elevation change of ecology glacier (King George Island, Antarctica), *Remote Sensing* **9**, 520.
- Piechura, J., and W. Walczowski (2009), Warming of the West Spitsbergen Current and sea ice north of Svalbard, *Oceanologia* **51**, 147–164.
- Pilguy, N., B. Czernecki, M. Kryza, K. Migąła, and L. Kolendowicz (2018), Application of the Polar WRF model for Svalbard – sensitivity to planetary boundary layer, radiation and microphysics schemes, *Polish Polar Research* **39**, 3, 349–370.
- Pilguy, N., L. Kolendowicz, M. Kryza, K. Migąła, and B. Czernecki (2019), Temporal changes in wind conditions at Svalbard for the years 1986–2015, *Geografiska Annaler: Series A, Physical Geography* **101**, 2, 136–156, DOI: 10.1080/04353676.2019.1572973.
- Piotrowicz-Cieślak, A.I., I. Gielwanowska, A. Bochenek, P. Loro, and R.J. Górecki (2005), Carbohydrates in *Colobanthus quitensis* and *Deschampsia Antarctica*, *Acta Societatis Botanicorum Poloniae* **74**, 3, 209–217.
- Piskozub, J. (2017), Svalbard as a study model of future High Arctic coastal environments in a warming world, *Oceanologia* **59**, 612–619.
- Piwosz, K., W. Walkusz, R. Hapter, P. Wieczorek, H. Hop, and J. Wiktor (2009), Comparison of productivity and phytoplankton in a warm (Kongsfjorden) and a cold (Hornsund) Spitsbergen fjord in mid-summer 2002, *Polar Biology* **32**, 549–559.
- Piwosz, K., J.M. Wiktor, A. Niemi, A. Tatarek, and C. Michel (2013), Mesoscale distribution and functional diversity of picoeukaryotes in the first-year sea ice of the Canadian Arctic, *ISME Journal* **7**, 1461–1471.
- Piwosz, K., K. Spich, J. Calkiewicz, A. Weydmann, A.M. Kubiszyn, and J.M. Wiktor (2015), Distribution of small phytoflagellates along an Arctic fjord transect, *Environmental Microbiology* **17**, 2393–2406.
- Pleskot, K. (2015), Sedimentological characteristics of debris flow deposits within ice-cored moraine of Ebbabreen, central Spitsbergen, *Polish Polar Research* **36**, 125–144.

- Pociecha, A. (2008), Density dynamics of *Notholca squamula salina* Focke (Rotifera) in Lake Wujka, a freshwater Antarctic lake, *Polar Biology* **31**, 275–279.
- Pociecha, A., and H.J. Dumont (2008), Life cycle of *Boeckella poppei* Mrazek and *Branchinecta gaini* Daday (King George Island, South Shetlands), *Polar Biology* **31**, 245–248.
- Pohjola, V.A., P. Christoffersen, L. Kolondra, J.C. Moore, R. Pettersson, M. Schäfer, T. Strozzi, and C.H. Reijmer (2011), Spatial distribution and change in the surface ice-velocity field of Vestfonna Ice Cap, Nordaustlandet, Svalbard, 1995–2010 using geodetic and satellite interferometry data, *Geografiska Annaler: Series A, Physical Geography* **93**, 323–335.
- Polkowska, Ż., K. Cichała-Kamrowska, M. Ruman, K. Kozioł, W.E. Krawczyk, and J. Namiesnik (2011), Organic pollution in surface waters from the Fuglebekken Basin in Svalbard, *Norwegian Arctic. Sensors* **11**, 8910–8929.
- Polyakov, I.V., V.A. Alexeev, I.M. Ashik, S. Bacon, A. Beszczyńska-Möller, E.C. Carmack, I.A. Dmitrenko, L. Fortier, J.C. Gascard, E. Hansen, J. Hölemann, V.V. Ivanov, T. Kikuchi, S. Kirillov, Y.D. Lenn, F.A. McLaughlin, J. Piechura, I. Repina, L.A. Timokhov, W. Walczowski, and R. Woodgate (2011), Fate of early 2000s Arctic Warm Water Pulse, *Bulletin of the American Meteorological Society* **92**, 561–566.
- Polyakov, I.V., A.V. Pnyushkov, M.B. Alkire, I.M. Ashik, T.M. Baumann, E.C. Carmack, I. Goszczko, J. Guthrie, V.V. Ivanov, T. Kanzow, R. Krishfield, R. Kwok, A. Sundfjord, J. Morison, R. Rember, and A. Yulin (2017), Greater role for Atlantic inflows on sea-ice loss in the Eurasian Basin of the Arctic Ocean, *Science* **356**, 285–291.
- Pomerleau, C., S.H. Ferguson, and W. Walkusz (2011), Stomach contents of bowhead whales (*Balaena mysticeus*) from four locations in the Canadian Arctic, *Polar Biology* **34**, 615–620.
- Potocka, M., and E. Krzemińska (2018), *Trichocera maculipennis* (Diptera) – an invasive species in Maritime Antarctica, *Peer J* **8**, e5408.
- Potocka, M., A. Kidawa, A. Panasiuk, L. Bielecka, J. Wawrzynek-Borejko, W. Patuła, K.A. Wójcik, J. Plenzler, T. Janecki, and R.J. Bialik (2019), The effect of glacier recession on benthic and pelagic communities, Case study in Herve Cove, Antarctica, *Journal of Marine Science Engineering* **7**, 9, 285.
- Pouch, A., A. Zaborska, and K. Pazdro (2017), Concentrations and origin of polychlorinated biphenyls (PCBs) and polycyclic aromatic hydrocarbons (PAHs) in sediments of western Spitsbergen fjords (Kongsfjorden, Hornsund, and Adventfjorden), *Environmental Monitoring and Assessment* **189**, 175.
- Pouch, A., A. Zaborska, and K. Pazdro (2018), The history of hexachlorobenzene accumulation in Svalbard fjords, *Environmental Monitoring and Assessment* **190**, 1–14.
- Prach, K., and G. Rachlewicz (2012), Succession of vascular plants in front of retreating glaciers in central Spitsbergen, *Polish Polar Research* **33**, 4, 319–328.
- Promińska, A., M. Cisek, and W. Walczowski (2017), Kongsfjorden and Hornsund hydrography – comparative study based on a multiyear survey in fjords of west Spitsbergen, *Oceanologia* **59**, 397–412.
- Promińska, A., E. Falck, and W. Walczowski (2018), Interannual variability in hydrography and water mass distribution in Hornsund, an Arctic fjord in Svalbard, *Polar Research* **37**, 1–18.

- Prothro, L.O., L.M. Simkins, W. Majewski, and J.B. Anderson (2018), Glacial retreat patterns and processes determined from integrated sedimentology and geomorphology records, *Marine Geology* **395**, 104–119.
- Prus, W., M.J. Fabiańska, and R. Łabno (2015), Geochemical markers of soil anthropogenic contaminants in polar scientific stations nearby (Antarctica, King George Island), *Science of the Total Environment* **15**, 518–519, 266–279.
- Przybylak, R. (2007), Recent air-temperature changes in the Arctic, *Annals Glaciology* **46**, 316–324.
- Przybylak, R., and A. Arażny (2016), Warming and drying of tundra and glacier summer climate in NW Spitsbergen from 1975 to 2014, *Polish Polar Research* **37**, 2, 173–192, DOI: 10.1515/popore-2016-0011.
- Przybylak, R., and P. Wyszynski (2017), Air temperature in Novaya Zemlya Archipelago and Vaygach Island from 1832 to 1920 in the light of early instrumental data, *International Journal of Climatology* **37**, 8, 3491–3508, DOI: 10.1002/joc.4934.
- Przybylak, R., Z. Vizi, and P. Wyszynski (2010), Air temperature changes in the Arctic from 1801 to 1920, *International Journal of Climatology* **30**, 791–812, DOI: 10.1002/joc.1918.
- Przybylak, R., P. Wyszynski, Z. Vizi, and J. Jankowska (2013), Atmospheric pressure in the Arctic from 1801 to 1920, *International Journal of Climatology* **33**, 1730–1760, DOI: 1002/joc.3546.
- Przybylak, R., A. Arażny, Ø. Nordli, R. Finkelnburg, M. Kejna, T. Budzik, K. Migala, S. Sikora, D. Puczko, K. Rymer, and G. Rachlewicz (2014), Spatial distribution of air temperature on Svalbard during 1 year with campaign measurements, *International Journal of Climatology* **34**, 14, 3702–3719, DOI: 10.1002/joc.3937.
- Przybylak, R., P. Wyszynski, Ø. Nordli, and T. Strzyżewski (2016), Air temperature changes in Svalbard and the surrounding seas from 1865 to 1920, *International Journal of Climatology* **36**, 2899–2916, DOI: 10.1002/joc.4527.
- Przybylak, R., P. Wyszynski, and M. Woźniak (2018), Air temperature conditions in northern Nordaustlandet (NE Svalbard) at the end of World War II, *International Journal of Climatology* **38**, 2775–2791, DOI: 10.1002/joc.5459.
- Przybylak, R., A. Arażny, and P. Ulandowska-Monarcha (2018), The influence of atmospheric circulation on the spatial diversity of air temperature in the area of Forlandsundet (NW Spitsbergen) during 2010–2013, *International Journal of Climatology* **38**, 230–251, DOI: 10.1002/joc.5172.
- Pućko, M., G.A. Stern, R.W. Macdonald, D.G. Barber, B. Rosenberg, and W. Walkusz (2013), When will α -HCH disappear from the western Arctic Ocean?, *Journal of Marine Systems* **127**, 88–100.
- Pućko, M., W. Walkusz, R.W. Macdonald, D.G. Barber, C. Fuchs, and G.A. Stern (2013), Importance of Arctic zooplankton seasonal migrations for alpha-hexachlorocyclohexane bioaccumulation dynamics, *Environmental Science & Technology* **47**, 4155–4163.
- Pućko, M., A. Burt, W. Walkusz, F. Wang, R.W. Macdonald, S. Rysgaard, D.G. Barber, J.E. Tremblay, and G.A. Stern (2014), Transformation of Mercury at the Bottom of

- the Arctic Food Web: An Overlooked Puzzle in the Mercury Exposure Narrative, *Environmental Science & Technology* **48**, 7280–7288.
- Pudelko, R., P.J. Angiel, M. Potocki, A. Jędrejek, and M. Kozak (2018), Fluctuation of glacial retreat rates in the eastern part of Warszawa Icefield, King George Island, Antarctica, 1979–2018, *Remote Sensing* **10**, 6, 892.
- Quaglio, F., R.J. Whittle, A. Gaździcki, and M.G. Simões (2010), A new fossil Adamussium (Bivalvia: Pectinidae) from Antarctica, *Polish Polar Research* **31**, 291–302.
- Quaglio, F., L.V. Warren, L.E. Anelli, P.R. dos Santos, A.C. Rocha-Campos, A. Gaździcki, P.C. Strikis, R.P. Ghilardi, A.B. Tiozzi, and M.G. Simoes (2014), Shell beds from the Low Head Member (Polonez Cove Formation, Early Oligocene) at King George Island, West Antarctica: new insights on facies analysis, taphonomy and environmental significance, *Antarctic Science* **26**, 400–412.
- Rachael, H.J., P. Bousquet, I. Bussmann, M. Haeckel, R. Kipfer, I. Leifer, H. Niemann, L. Ostrovsky, J. Piskozub, G. Rehder, T. Treude, L. Vielstädte, and J. Greinert (2016), Effects of climate change on methane emissions from seafloor sediments in the Arctic Ocean: A review, *Limnology and Oceanography* **61**, 283–299.
- Rachlewicz, G. (2009), River floods in glacier-covered catchments of the high Arctic: Billefjorden-Wijdefjorden, Svalbard, *Norsk Geografisk Tidsskrift* **63**, 2, 115–122.
- Rachlewicz, G., and W. Szczuciński (2008), Changes in permafrost active layer thermal structure in dry polar climate (Petuniabukta, Svalbard), *Polish Polar Research* **29**, 3, 261–278.
- Rachlewicz, G., Z. Zwolinski, W. Kociuba, and M. Stawska (2017), Field testing of three bedload sampler's efficiency in a gravel-bed river, Spitsbergen, *Geomorphology* **287**, 90–100.
- Rajner, M. (2018), Detection of ice mass variation using GNSS measurements at Svalbard, *Journal of Geodynamics* **121**, 20–25.
- Renaud, P.E., M. Włodarska-Kowalczyk, H. Trannum, B. Holte, J.M. Węśławski, S. Cochrane, S. Dahle, and B. Gulliksen (2007), Multidecadal stability of benthic community structure in a high-Arctic glacial fjord (van Mijenfjord, Spitsbergen), *Polar Biology* **30**, 295–305.
- Renaud, P.E., T.J. Webb, A. Bjoergesaeter, I. Karakassis, M. Kędra, M.A. Kendall, C. Labrune, N. Lampadariou, P.J. Somerfield, M. Włodarska-Kowalczyk, E. Vanden Berghe, S. Claus, I.F. Aleffi, J.M. Amouroux, K.H. Bryne, S.J. Cochrane, S. Dahle, S. Degraer, S.G. Denisenko, T. Deprez, C. Dounas, D. Fleischer, J. Gil, A. Gremare, U. Janas, A.S.Y. Mackie, R. Palerud, H. Rumohr, R. Sarda, J. Speybroeck, S. Taboada, G. van Hoey, J.M. Węśławski, P. Whomersley, and M.L. Zettler (2009), Continental-scale patterns in benthic invertebrate diversity: insights from the MacroBen database, *Marine Ecology Progress Series* **382**, 239–252.
- Ritter, C., R. Neuber, A. Schulz, K.M. Markowicz, I.S. Stachlewska, J. Lisok, P. Makuch, P. Pakszys, P. Markuszewski, A. Rozwadowska, T. Petelski, T. Zieliński, S. Becagli, R. Traversi, R. Udisti, and M. Gausa (2016), 2014 iAREA campaign on aerosol in Spitsbergen – Part 2: Optical properties from Raman-lidar and in-situ observations at Ny-Alesund, *Atmospheric Environment* **141**, 1–19.

- Roberts, A., A. Craig, W. Maslowski, R. Osinski, A. DuVivier, M. Hughes, B. Nijssen, J. Cassano, and M. Brunke (2015), Simulating transient ice-ocean Ekman transport in the Regional Arctic System Model and Community Earth System Model, *Annals of Glaciology* **56**, 211–228.
- Ronowicz, M. (2007), Benthic hydroids (Cnidaria: Hydrozoa) from Svalbard waters – biodiversity and distribution, *Journal of the Marine Biological Association of the United Kingdom* **87**, 1089–1094.
- Ronowicz, M., and P. Schuchert (2007), *Halecium arcticum* (Cnidaria: Hydrozola), a new species of hydroid from Spitsbergen, *Zootaxa* **1549**, 55–62.
- Ronowicz, M., M. Włodarska-Kowalczyk, and P. Kukliński (2008), Factors influencing hydroids (Cnidaria: Hydrozola) Biodiversity and distribution In Arctic kelp forest, *Journal of the Marine Biological Association of the United Kingdom* **88**, 1567–1575.
- Ronowicz, M., M. Włodarska-Kowalczyk, and P. Kukliński (2011), Patterns of hydroid (Cnidaria, Hydrozoa) species richness and distribution in an Arctic glaciated fjord, *Polar Biology* **34**, 1437–1445.
- Ronowicz, M., M. Włodarska-Kowalczyk, and P. Kukliński (2013), Depth- and substrate-related patterns of species richness and distribution of hydroids (Cnidaria, Hydrozoa) in Arctic coastal waters (Svalbard), *Marine Ecology-an Evolutionary Perspective* **34**, 165–176.
- Ronowicz, M., M. Włodarska-Kowalczyk, and P. Kukliński (2013), Hydroid epifaunal communities in Arctic coastal waters (Svalbard): effects of substrate characteristics, *Polar Biology* **36**, 705–718.
- Ronowicz, M., J. Legeżyńska, P. Kukliński, and M. Włodarska-Kowalczyk (2013), Kelp forest as a habitat for mobile epifauna, case study of *Caprella septentrionalis* Krøyer, 1838 in an Arctic glacial fjord, *Polar Research* **32**, 1–6.
- Ronowicz, M., P. Kukliński, and G.M. Mapstone (2015), Trends in the diversity, distribution and life history strategy of Arctic Hydrozoa (Cnidaria), *Plos One* **10**, E0120204.
- Ronowicz, M., P. Kukliński, and M. Włodarska-Kowalczyk (2018), Diversity of kelp holdfast-associated fauna in an Arctic fjord – inconsistent responses to glacial mineral sedimentation across different taxa Estuarine, *Coastal & Shelf Science* **205**, 100–109.
- Röttgers, R., C. Dupouy, B.B. Taylor, A. Bracher, and S.B. Woźniak (2014), Mass-specific light absorption coefficients of natural aquatic particles in the near-infrared spectral region, *Limnology and Oceanography* **59**, 1449–1460.
- Rozwadowska, A., and I. Górecka (2012), The impact of a non-uniform land surface on the radiation environment over an Arctic fjord – a study with a 3D radiative transfer model for stratus clouds over the Hornsund fjord, Spitsbergen, *Oceanologia* **54**, 509–543.
- Rozwadowska, A., and I. Górecka (2017), Impact of reflecting land surface on radiation environment over Hornsund, Spitsbergen – a model study for cloudless skies, *Polish Polar Research* **38**, 149–74.
- Rozwadowska, A., and P. Sobolewski (2010), Variability in aerosol optical properties at Hornsund, Spitsbergen, *Oceanologia* **52**, 599–620.

- Rozwadowska, A., T. Zieliński, T. Petelski, and P. Sobolewski (2010), Cluster analysis of the impact of air back-trajectories on aerosol optical properties at Hornsund, Spitsbergen, *Atmospheric Chemistry and Physics* **10**, 877–893.
- Róžańska, M., M. Gosselin, M. Poulin, J.M. Wiktor, and C. Michel (2009), Influence of environmental factors on the development of bottom ice protist communities during the winter-spring transition, *Marine Ecology Progress Series* **386**, 43–59.
- Rudak, A., H. Galera, A. Znój, K.J. Chwedorzewska, and M. Wódkiewicz (2018), Seed germination and invasion success of *Poa annua* L. in Antarctica, *Acta Societatis Botanicorum Poloniae* **87**, 4, 3606, DOI: 10.5586/asbp.3606.
- Rudak, A., M. Wódkiewicz, A. Znój, K.J. Chwedorzewska, and H. Galera (2019), Plastic biomass allocation as a trait increasing the invasiveness of annual bluegrass (*Poa annua* L.) in Antarctica, *Polar Biology* **42**, 149–157, DOI: 10.1007/s00300-018-2409-z.
- Ruman, M., K. Kozak, S. Lehmann, K. Kozioł, and Ż. Polkowska (2012), Pollutants present in different components of the Svalbard Archipelago environment, *Ecological Chemistry and Engineering* **19**, 571–584.
- Rybalka, N., R.A. Andersen, I. Kostikov, K.I. Mohr, A. Massalski, M. Olech, and T. Friedl (2009), Testing for endemism, genotypic diversity and species concepts in Antarctic terrestrial microalgae of the Tribonemataceae (Stramenopiles, Xanthophyceae), *Environmental Microbiology* **11**, 554–565.
- Rzepa, G., M. Manecki, G. Jakubski, M. Kwaśniak-Kominek, J. Czerny, and D. Górniak (2019), Weathering in a regolith on the Werenskiöldbreen glacier forefield (SW Spitsbergen). II. Speciation of Fe, Mn, Pb, Cu and Zn in the chronosequence, *Annales Societatis Geologorum Poloniae* **89**, 317–341, DOI: 10.14241/asgp.2019.06.
- Sagan, S., and M. Darecki (2018), Inherent optical properties and particulate matter distribution in summer season in waters of Hornsund and Kongsfjordenen, Spitsbergen, *Oceanologia* **60**, 65–75.
- Sagen, H., B.D. Dushaw, E.K. Skarsoulis, D. Dumont, M.A. Dzieciuch, and A. Beszczyńska-Möller (2016), Time series of temperature in Fram Strait determined from the 2008–2009 DAMOCLES acoustic tomography measurements and an ocean model, *Journal of Geophysical Research: Oceans* **121**, 4601–4617.
- Sagen, H., P.F. Worcester, M.A. Dzieciuch, F. Geyer, S. Sandven, M. Babiker, A. Beszczyńska-Moeller, B.D. Dushaw, and B. Cornuelle (2017), Resolution, identification, and stability of broadband acoustic arrivals in Fram Strait, *Journal of the Acoustical Society of America* **141**, 2055–2068.
- Salamon, M.A., P. Gorzelak, N.M. Hanken, H. Erevik, and B. Ferre (2015), Crinoids from Svalbard in the aftermath of the end-Permian mass extinction, *Polish Polar Research* **36**, 225–238.
- Sałacińska, A., M.A. Kusiak, M.J. Whitehouse, D.J. Dunkley, S.A. Wilde, and R. Kielman (2018), Complexity of the early Archean Uivak Gneiss: Insights from Tigigakyuk Inlet, Saglek Block, Labrador, Canada and possible correlations with south West Greenland, *Precambrian Research* **315**, 103–119.
- Sałacińska, A., M.A. Kusiak, M.J. Whitehouse, D.J. Dunkley, S.A. Wilde, and R. Kielman (2018), Gneiss formation events in the Saglek Block, Labrador: a reappraisal of the Uivak Gneiss, *International Journal of Earth Sciences* **108**, 753–778.

- Saniewski, M., and T. Borszcz (2017), 90Sr and 137CS in Arctic echinoderms, *Marine Pollution Bulletin* **124**, 563–568.
- Sauter, T., M. Möller, R. Finkelnburg, M. Grabiec, D. Scherer, and C. Schneider (2013), Snowdrift modelling for Vestfonna ice cap, north-eastern Svalbard, *The Cryosphere* **7**, 1287–1301.
- Schlichtholz, P. (2007), Density-dependent variations of the along-isobath flow in the East Greenland Current from Fram Strait to Denmark Strait, *Journal of Geophysical Research* **112**, 1–10.
- Schlichtholz, P. (2011), Influence of oceanic heat variability on sea ice anomalies in the Nordic Seas, *Geophysical Research Letters* **38**, 5, 1–5.
- Schlichtholz, P. (2013), Observational evidence for oceanic forcing of atmospheric variability in the Nordic Seas Area, *Journal of Climate* **26**, 2957–2975.
- Schlichtholz, P. (2014), Local wintertime tropospheric response to oceanic heat anomalies in the Nordic Seas area, *Journal of Climate* **27**, 8686–8706.
- Schlichtholz, P. (2016), Empirical relationships between summertime oceanic heat anomalies in the Nordic seas and large-scale atmospheric circulation in the following winter, *Climate Dynamics* **47**, 5, 1735–1753.
- Schlichtholz, P. (2018), Climate impacts and Arctic precursors of changing storm track activity in the Atlantic-Eurasian region, *Scientific Reports* **8**, 1–19.
- Schlichtholz, P., and M.N. Houssais (2011), Forcing of oceanic heat anomalies by air-sea interactions in the Nordic Seas area, *Journal of Geophysical Research* **116**, C01006, DOI: 10.1029/2009JC005944.
- Schloss, I.R., A. Wasilowska, D. Dumont, G.O. Almandoz, M.P. Hernando, C.-A. Michaud-Tremblay, L. Saravia, M. Rzepecki, P. Monien, D. Monien, E.E. Kopczyńska, A.V. Bers, and G.A. Ferreyra (2014), On the phytoplankton bloom in coastal waters of southern King George Island (Antarctica) in January 2010: An exceptional feature? *Limnology and Oceanography* **59**, 1, 195–210.
- Sejr, M.K., M. Włodarska-Kowalczyk, J. Legeżyńska, and M.E. Blicher (2010), Macrobenthic species composition and diversity in the Godthaabsfjord system, SW Greenland, *Polar Biology* **33**, 421–431.
- Senderak, K., M. Kondracka, and B. Gądek (2017), Talus slope evolution under the influence of glaciers with the example of slopes near the Hans Glacier, SW Spitsbergen, Norway, *Geomorphology* **285**, 225–234.
- Sessford, E., M.C. Strzelecki, and A. Hormes (2015), Reconstruction of Holocene patterns of change in a High Arctic coastal landscape, Southern Sassenfjorden, Svalbard, *Geomorphology* **234**, 98–107.
- Shields, M.A., and M. Kędra (2009), A deep burrowing sipunculan of ecological and geochemical importance, *Deep-Sea Research I* **56**, 2057–2064.
- Sicinski, J., K. Jazdzewski, C. DeBroyer, P. Presler, R. Ligowski, E.F. Nonato, T.N. Corbisier, M.A.V. Petti, T.A.S. Brito, H.P. Lavrado, M. Blazewicz-Paszkowycz, K. Pabis, A. Jazdzewska, and L.S. Campos (2011), Admiralty Bay Benthos diversity – A census of a complex polar ecosystem, *Deep-Sea Research II* **58**, 30–48.

- Sicinski, J., K. Pabis, K. Jazdzewski, A. Konopacka, and M. Blazewicz-Paszkwycz (2012), Macrozoobenthos of two Antarctic glacial coves: a comparison with non-disturbed bottom areas, *Polar Biology* **35**, 355–367.
- Sierakowski, K., M. Korczak-Abshire, and P. Jadwiszczak (2017), Changes in bird communities of Admiralty Bay, King George Island (West Antarctica), insights from monitoring data (1977–1996), *Polish Polar Research* **38**, 2, 231–262.
- Sinniger, F., B. Lecroq, W. Majewski, and J. Pawłowski (2008), *Bowseria arctowskii* gen. and sp. nov., new monothalamous foraminiferan from the Southern Ocean, *Polish Polar Research* **29**, 5–15.
- Skolasinska, K., G. Rachlewicz, and W. Szczucinski (2016), Micromorphology of modern tills in southwestern Spitsbergen – insights into depositional and post-depositional processes, *Polish Polar Research* **37**, 4, 435–456.
- Skrzypek, G., B. Wojtun, D. Richter et al. (2015), Diversification of nitrogen sources in various tundra vegetation types in the High Arctic, *Plos One* **10**, 9.
- Smoła, Z.T., A. Tatarek, J.M. Wiktor, J.M.W.Jr. Wiktor, A. Kubiszyn, and J.M. Węślawski (2017), Primary producers and production in Hornsund and Kongsfjorden – comparison of two fjord systems, *Polish Polar Research* **38**, 351–373.
- Smykla, J., M. Drewnik, E. Szarek-Gwiazda, Y.S. Hii, W. Knap, and S.D. Emslie (2015), Variation in the characteristics and development of soils at Edmonson Point due to abiotic and biotic factors, northern Victoria Land, Antarctica, *Catena* **132**, 56–67.
- Smykla, J., D.L. Porazinska, N.S. Iakovenko, M. Devetter, M. Drewnik, Y.S. Hii, and S.D. Emslie (2018), Geochemical and biotic factors influencing the diversity and distribution of soil microfauna across ice-free coastal habitats in Victoria Land, Antarctica, *Soil Biology and Biochemistry* **116**, 265–276.
- Smykla, J., E. Szarek-Gwiazda, M. Drewnik, W. Knap, and S.D. Emslie (2018), Natural variability of major and trace elements in non-ornithogenic Gelisols at Edmonson Point, northern Victoria Land, Antarctica, *Polish Polar Research* **39**, 1, 19–50.
- Sobota, I. (2007), Selected methods in mass balance estimation of Waldemar Glacier, Spitsbergen, *Polish Polar Research* **28**, 4, 249–268.
- Sobota, I. (2009), The near-surface ice thermal structure of the Waldemarbreen, Svalbard, *Polish Polar Research* **30**, 4, 317–338.
- Sobota, I. (2013), *Contemporary Changes of Cryosphere in North-western Svalbard based on Kaffiøyra Region*, Wydawnictwo Naukowe UMK, 459.
- Sobota, I. (2014), Changes in dynamics and runoff from the High Arctic glacial catchment of Waldemarbreen, Svalbard, *Geomorphology* **212**, 16–27.
- Sobota, I. (2016), Icings and their role as an important element of the cryosphere in High Arctic glacier forefields, *Bulletin of Geography, Physical Geography Series* **10**, 81–93.
- Sobota, I. (2017), Selected problems of snow accumulation on glaciers during long-term studies in north-western Spitsbergen, Svalbard, *Geografiska Annaler: Series A, Physical Geography* **99**, 2, 177–192, DOI: 10.1080/04353676.2017.1297679.
- Sobota, I., and M. Nowak (2014), Changes in the dynamics and thermal regime of the permafrost and active layer of the High Arctic Coastal Area in North-West Spitsbergen, Svalbard, *Geografiska Annaler: Series A, Physical Geography* **96**, 2, 227–240.

- Sobota, I., M. Kejna, and A. Arażny (2015), Short-term mass changes and retreat of the Ecology and Sphinx glacier system, King George Island, Antarctic Peninsula, *Antarctic Science* **27**, 500–510, DOI: 10.1017/S0954102015000188.
- Sobota, I., M. Nowak, and P. Weckwerth (2016), Long-term changes of glaciers in north-western Spitsbergen, *Global and Planetary Changes* **144**, 182–197.
- Sobota, I., P. Weckwerth, and M. Nowak (2016), Surge dynamics of Aavatsmarkbreen, Svalbard, inferred from the geomorphological record, *Boreas* **45**, 2, 360–376, DOI: 10.1111/bor.12160.
- Sobota, I., P. Weckwerth, T. Grajewski, M. Dziembowski, K. Greń, and M. Nowak (2018), Short-term changes in thickness and temperature of the active layer in summer in the Kaffiøyra region, NW Spitsbergen, Svalbard, *Catena* **160**, 141–153.
- Sokołowski, A., M. Wołowicz, H. Asmus, R. Asmus, A. Carlier, Z. Gasiunaitė, A. Grémare, H. Hummel, J. Lesutienė, A. Razinkovas, P.E. Renaud, P. Richard, and M. Kędra (2012), Is benthic food web structure related to diversity of macrobenthic communities?, *Estuarine Coastal Shelf Science* **108**, 76–86.
- Sokołowski, A., A. Szczepańska, P. Richard, M. Kędra, M. Wołowicz, and J.M. Węsławski (2014), Trophic structure of the macrobenthic community of Hornsund, Spitsbergen, based on the determination of stable carbon and nitrogen isotopic signatures, *Polar Biology* **37**, 1247–1260.
- Soltwedel, T., E. Bauerfeind, M. Bergmann, A. Bracher, N. Budaeva, K. Busch, A. Cherkasheva, K. Fahl, K. Grzelak, C. Hasemann, M. Jacob, A. Kraft, C. Lalande, K. Metfis, M.E. Nöthig, K. Meyer, N.V. Quéric, I. Schewe, M. Włodarska-Kowalczyk, and M. Klages (2016), Natural variability or anthropogenically-induced variation? Insights from 15 years of multidisciplinary observations at the arctic marine LTER site HAUSGARTEN, *Ecological Indicators* **65**, 89–102.
- Somerfield, P.J., C. Arvanitidis, S. Faulwetter, G. Chatzigeorgiou, A. Vasileiadou, J. Amouroux, N. Anisimova, S. Cochrane, J. Craeymeersch, S. Dahle, S. Denisenko, K. Dounas, G. Duineveld, A. Grémare, C. Heip, M. Herrmann, I. Karakassis, M. Kędra, M. Kendall, P. Kingston, L. Kotwicki, C. Labrune, J. Laudien, H. Nevrova, A. Nicolaidou, A. Occhipinti-Ambrogi, R. Palerud, A. Petrov, E. Rachor, N. Revkov, H. Rumohr, R. Sardá, U. Janas, E. Vanden Berghe, and M. Włodarska-Kowalczyk (2009), Assessing evidence for random assembly of marine benthic communities from regional species pools, *Marine Ecology Progress Series* **382**, 279–286.
- Søreide, J.E., S. Falk-Petersen, E.N. Hegseth, H. Hop, M.L. Carroll, K.A. Hobson, and K. Błachowiak-Samołyk (2008), Seasonal feeding strategies of *Calanus* in the high-Arctic Svalbard region, *Deep-Sea Research II* **55**, 2225–2244.
- Stachnik, Ł., E. Majchrowska, J.C. Yde, A. Nawrot, K. Cichała-Kamrowska, D. Ignatiuk, and A. Piechota (2016), Chemical denudation and the role of sulfide oxidation at Werenskioldbreen, Svalbard, *Journal of Hydrology* **538**, 177–193
- Stachnik, Ł., J.C. Yde, M. Kondracka, D. Ignatiuk, and M. Grzesik (2016), Glacier naled evolution and relation to the subglacial drainage system based on water chemistry and GPR surveys (Werenskioldbreen, SW Svalbard), *Annals of Glaciology* **57**, 19–30.
- Stebel, A., R. Ochyra, N.A. Konstantinova, W. Ziaja, K. Ostafin, and W. Maciejowski (2018), A contribution to the knowledge of bryophytes in polar areas subjected to rapid

- deglaciation: a case study from southeastern Spitsbergen, *Acta Societatis Botanicorum Poloniae* **87**, 4, DOI: 10.5586/asbp.3603.
- Stempniewicz, L., K. Błachowiak-Samołyk, and J.M. Węśławski (2007), Impact of climate change on zooplankton communities, seabird populations and arctic terrestrial ecosystem – A scenario, *Deep-Sea Research Part II* **54**, 2934–2945.
- Stempniewicz, L., M. Darecki, E. Trudnowska, K. Błachowiak-Samołyk, R. Boehnke, D. Jakubas, L. Keslinka-Nawrot, D. Kidawa, S. Sagan, and K. Wojczulanis-Jakubas (2013), Visual prey availability and distribution of foraging little auks (*Alle alle*) in the shelf waters of West Spitsbergen, *Polar Biology* **36**, 949–955.
- Stępień, A., K. Błachowiak-Samołyk, and M.V. Angel (2015), A re-description of *Discoconchoecia elegans* (Sars, 1865) (Ostracoda: Halocyprididae) from high latitudes in the North Atlantic, *Zootaxa* **3995**, 66–77.
- Stępień, A., P. Kukliński, M. Włodarska-Kowalczyk, M. Krzemińska, and G. Gudmundsson (2017), Bryozoan zooid size variation across a bathymetric gradient: a case study from the Icelandic shelf and continental slope, *Marine Biology* **164**, 197.
- Sternal, B., W. Szczuciński, M. Forwick, M. Zajączkowski, S. Lorenc, and J. Przytarska (2014), Postglacial variability in near-bottom current speed on the continental shelf off south-west Spitsbergen, *Journal of Quaternary Science* **29**, 767–777.
- Stramska, M. (2014), Particulate organic carbon in the surface waters of the North Atlantic: spatial and temporal variability based on satellite ocean colour, *International Journal of Remote Sensing* **35**, 4717–4738.
- Stramska, M., and J. Białogrodzka (2016), Satellite observations of seasonal and regional variability of particulate organic carbon concentration in the Barents Sea, *Oceanologia* **58**, 249–263.
- Stramska, M., A. Jankowski, and A. Cieszyńska (2016), Surface currents in the Porsanger fjord in northern Norway, *Polish Polar Research* **37**, 337–360.
- Stramska, M., K.Y. Børsheim, A. Jankowski, H. Søyland, and A. Cieszyńska (2018), Observations of coastal ocean currents in the Barents Sea (Porsangerfjord) during the summers of 2014 and 2015, *Estuarine, Coastal and Shelf Science* **211**, 6–22.
- Strzelecki, M. (2007), The dynamics of suspended and dissolved transport in a High-Arctic glaciated catchment in ablation seasons 2005 and 2006, Bertram River, Central Spitsbergen, *Landform Analysis* **5**.
- Strzelecki, M. (2009), Suspended and solute transport in small glaciated catchment Bertram river, Central Spitsbergen, in 2005–2006, *Norwegian Journal of Geography* **63**, 2, 98–106.
- Strzelecki, M.C. (2011), Cold shores in warming times – current state and future challenges in High Arctic coastal geomorphological studies, *Quaestiones Geographicae* **30**, 3, 103–115.
- Strzelecki, M.C. (2011), Schmidt hammer tests across a recently deglaciated rocky coastal zone in Spitsbergen – is there a ‘coastal amplification’ of rock weathering in polar climates? *Polish Polar Research* **32**, 3, 239–252.
- Strzelecki, M.C. (2017), The variability and controls of rock strength along rocky coasts of central Spitsbergen, High Arctic, *Geomorphology* **293**, 321–330.

- Strzelecki, M.C., M. Kasprzak, M. Lim, Z.M. Swirad, M. Jaskólski, Ł. Pawłowski, and P. Modzel (2017), Cryo-conditioned rocky coast systems: A case study from Wilczekodden, Svalbard, *Science of The Total Environment* **607–608**, 443–453.
- Strzelecki, M.C., A.J. Long, and J.M. Lloyd (2017), Post-Little Ice Age development of a High Arctic paraglacial beach complex, *Permafrost & Periglacial Processes* **28**, 4–17.
- Strzelecki, M.C., A.J. Long, J.M. Lloyd, J. Małecki, P. Zagórski, Ł. Pawłowski, and M.W. Jaskólski (2018), The role of rapid glacier retreat and landscape transformation in controlling the post-Little Ice Age evolution of paraglacial coasts in central Spitsbergen (Billefjorden, Svalbard), *Land Degradation & Development* **29**, 6, 1541–2036, DOI: 10.1002/ldr.2923.
- Stübner, E.I., J.E. Søreide, M. Reigstad, M. Marquardt, and K. Błachowiak-Samołyk (2016), Year-round meroplankton dynamics in high-Arctic Svalbard, *Journal of Plankton Research* **38**, 522–536.
- Sulej, T., A. Wolniewicz, N. Bonde, B. Błażejowski, G. Niedźwiedzki, and M. Tałanda (2014), New perspectives on the Late Triassic of East Greenland: preliminary results of a Polish–Danish palaeontological expedition, *Polish Polar Research* **35**, 541–552.
- Sulikowska, A., A. Wypych, K. Mitka, W. Maciejowski, K. Ostafin, and W. Ziaja (2018), Summer weather conditions in 2005 and 2016 on the western and eastern coasts of south Spitsbergen, *Polish Polar Research* **39**, 1, 127–144, DOI: 10.24425/118741.
- Swirad, Z.M., P. Migoń, and M.C. Strzelecki (2017), Rock control on the shape of coastal embayments of north-western Hornsund, Svalbard, *Zeitschrift für Geomorphologie* **61**, 1, 11–28.
- Szczuciński, W., and M. Zajączkowski (2009), Sediment accumulation rates in subpolar fjords – impact of post – “Little Ice Age” glaciers retreat, Billefjorden, Svalbard, *Estuarine Coastal and Shelf Science* **85**, 345–356.
- Szczucka, J., E. Trudnowska, Ł. Hoppe, and K. Błachowiak-Samołyk (2016), Comparison of acoustical and optical zooplankton measurements using an acoustic scattering model: A case study from the Arctic frontal zone, *Polish Polar Research* **37**, 67–88.
- Szczucka, J., Ł. Hoppe, B. Schmidt, and D.P. Fey (2017), Acoustical estimation of fish distribution and abundance in two Spitsbergen fjords, *Oceanologia* **59**, 585–591.
- Szczuka, E., I. Giełwanowska, A. Leszczuk, M. Domaciuk, J. Pietrusiewicz, and J. Bednara (2013), Specific ultrastructure of the leaf mesophyll cells of *Deschampsia antarctica* Desv. (Poaceae), *Annales UMCS, Sectio C* **68**, 25–33, DOI: 10.2478/v10067-012-0031-y.
- Szczuka, E., I. Giełwanowska, I.A. Pidek, A. Seta, M. Domaciuk, and W. Kołodziejwski (2008), Pollen of the Antarctic Flowering plants *Colobanthus quitensis* and *Deschampsia antarctica* and its Representation in Moss Polsters, *Annales UMCS, Sectio C* **63**, 1, 63–70.
- Szeroczyńska, K., A. Tatur, J. Weckström, M. Gąsiorowski, and A. Noryśkiewicz (2007), A multi-proxy assessment of the late-Quaternary environmental history from a small subarctic lake, northwest Finnish Lapland, *J. Paleolimnol.* **38**, 25–47.
- Szopińska, M., J. Namieśnik, and Ż. Polkowska (2018), How important is research on pollution levels in Antarctica? Historical approach, difficulties and current trends, *Reviews of Environmental Contamination and Toxicology* **239**, 79–156.

- Szopińska, M., D. Szumińska, R. Bialik, S. Chmiel, J. Plenzler, and Ż. Polkowska (2018), Impact of a newly-formed periglacial environment and other factors on fresh water chemistry at the western shore of Admiralty Bay in the summer of 2016 (King George Island, Maritime Antarctica), *Science of the Total Environment* **613**, 619–634.
- Szpikowski, J., G. Szpikowska, Z. Zwoliński, and A. Kostrzewski (2014), Magnitude of fluvial transport and rate of denudation in a non-glacierised catchment in a polar zone, Central Spitsbergen, *Annaler Geografiska, Series A, Physical Geography* **96**, 447–464.
- Szpikowski, J., G. Szpikowska, Z. Zwoliński, G. Rachlewicz, A. Kostrzewski, M. Marciniak, and K. Dragon (2014), Character and rate of denudation in a High Arctic glacierised catchment (Ebbaelva, Central Spitsbergen), *Geomorphology* **218**, 52–62.
- Szumińska, D., M. Szopińska, S. Lehmann-Konera, Ł. Franczak, S. Chmiel, P. Kalinowski, and Ż. Polkowska (2018), Water chemistry of tundra lakes in the periglacial zone of the Bellsund Fiord (Svalbard) in the summer of 2013, *Science of the Total Environment* **624**, 1669–1679.
- Szumińska, D., S. Czapiewski, M. Szopińska, and Ż. Polkowska (2018), Analysis of air mass back trajectories with present and historical volcanic activity and anthropogenic compounds to infer pollution sources in the South Shetland Islands (Antarctica), *Bulletin of Geography, Physical Geography Series* **15**, 111–137.
- Szymańska, N., J. Pawłowska, M. Kucharska, A. Kujawa, M. Łącka, and M. Zajackowski (2017), Impact of shelf-transformed waters (STW) on foraminiferal assemblages in the outwash and glacial fjords of Adventfjorden and Hornsund, Svalbard, *Oceanologia* **59**, 525–540.
- Szymański, W. (2017), Chemistry and spectroscopic properties of surface horizons of Arctic soils under different types of tundra vegetation – A case study from the Fuglebergsletta coastal plain (SW Spitsbergen), *Catena* **156**, 325–337.
- Szymański, W. (2017), Quantity and chemistry of water-extractable organic matter in surface horizons of Arctic soils under different types of tundra vegetation – A case study from the Fuglebergsletta coastal plain (SW Spitsbergen), *Geoderma* **305**, 30–39.
- Szymański, W., S. Skiba, and B. Wojtuń (2013), Distribution, genesis, and properties of Arctic soils: a case study from the Fuglebekken catchment, Spitsbergen, *Polish Polar Research* **34**, 3, 289–304.
- Szymański, W., M. Skiba, B. Wojtuń, and M. Drewnik (2015), Soil properties, micromorphology, and mineralogy of Cryosols from sorted and unsorted patterned grounds in the Hornsund area, SW Spitsbergen, *Geoderma* **253**, 1–11.
- Szymański, W., J. Siwek, J. Waścińska, and B. Wojtuń (2016), Texture and geochemistry of surface horizons of Arctic soils from a non-glaciated catchment, SW Spitsbergen, *Polish Polar Research* **37**, 3, 361–377.
- Szymański, W., B. Wojtuń, M. Stolarczyk, J. Siwek, and J. Waścińska (2016), Organic carbon and nutrients (N, P) in surface soil horizons in a non-glaciated catchment, SW Spitsbergen, *Polish Polar Research* **37**, 1, 49–66.
- Śmietanka, B., M. Zbawicka, T. Sańko, R. Wenne, and A. Burzyński (2013), Molecular population genetics of male and female mitochondrial genomes in subarctic *Mytilus trossulus*, *Marine Biology* **160**, 1709–172.

- Świątecki, A., D. Górniak, K. Jankowska, M.K. Zdanowski, P. Borsuk, M. Żmuda-Baranowska, and J. Grzesiak (2010), Effects of climate change on microbial community structure and function in the Antarctic glacier lagoon, *PAPERS on GLOBAL CHANGE* **17**, 7–15.
- Świątecki, A., D. Górniak, J. Grzesiak, T. Mieczan, and M. Zdanowski (2019), Polityczne i prawne aspekty prowadzenia badań naukowych w rejonach polarnych, *Studia Prawnoustrojowe* **43**, 335–347, DOI: 10.31648/sp.4644.
- Świło, M., W. Majewski, J.B. Anderson, and R. Minzoni (2016), Diatom assemblages from coastal settings of West Antarctica, *Marine Micropaleontology* **125**, 95–109.
- Tatarek, A., J. Wiktor, and M.A. Kendall (2012), The sublittoral macroflora of Horsund, *Polar Research* **31**, 1–9.
- Tatur, A., and K. Krajewski (2011), The facies and biota of the oldest exposed strata of the Eocene La Meseta Formation (Seymour Island, Antarctica), *Geological Quarterly* **55**, 345–360.
- Taylor, P.D., N.P. James, Y. Bone, P. Kukliński, and T.K. Kyser (2009), Evolving mineralogy of cheilostome bryozoans, *Palaios* **24**, 440–452.
- Telesiński, M.M., H.A. Bauch, and R.F. Spielhagen (2018), Causes and consequences of Arctic freshwater routing into the Nordic Seas during late Marine Isotope Stage 5, *Journal of Quaternary Science* **33**, 794–803.
- Telesiński, M., J. Przytarska, B. Sternal, M. Forwick, W. Szczuciński, M. Łącka, and M. Zajączkowski (2018), Palaeoceanographic evolution of the SW Svalbard shelf over the last 14 000 years, *Boreas* **47**, 410–422.
- Tomasi, C., V. Vitale, A. Lupi, C. Di Carmine, M. Campanelli, A. Herber, R. Treffeisen, R.S. Stone, E. Andrews, S. Sharma, V. Radionov, W. von Hoyningen-Huene, K. Stebel, G.H. Hansen, C.L. Myhre, C. Wehrli, V. Aaltonen, H. Lihavainen, A. Virkkula, R. Hillamo, J. Strom, C. Toledano, V.E. Cachorro, P. Ortiz, A.M. de Frutos, S. Blindheim, M. Frioud, M. Gausa, T. Zielinski, T. Petelski, and T. Yamanouchi (2007), Aerosols in polar regions: A historical overview based on optical depth and in situ observations, *Journal of Geophysical Research* **112**, 1–28.
- Tomasi, C., A.A. Kokhanovsky, A. Lupi, Ch. Ritter, A. Smirnov, N.T. O'Neill, R.S. Stone, B.N. Holben, S. Nyeki, Ch. Wehrli, A. Stohl, M. Mazzola, Ch. Lanconelli, V. Vitale, K. Stebel, V. Aaltonen, G. de Leeuw, E. Rodriguez, A.B. Herber, V.F. Radionov, T. Zieliński, T. Petelski, S.M. Sakerin, D.M. Kabanov, Y. Xue, L. Mei, L. Istomina, R. Wagener, B. McArthur, P.S. Sobolewski, R. Kivi, Y. Courcoux, P. Larouche, S. Broccardo, and S.J. Piketh (2015), Aerosol remote sensing in polar regions, *Earth-Science Reviews* **140**, 108–157.
- Tomczyk, A.M., M.W. Ewertowski, M. Stawska, and G. Rachlewicz (2019), Detailed alluvial fan geomorphology in a high-arctic periglacial environment, Svalbard: application of unmanned aerial vehicle (UAV) surveys, *Journal of Maps* **15**, 2, 460–473, DOI: 10.1080/17445647.2019.1611498.
- Trudnowska, E., J. Szczucka, L. Hoppe, R. Boehnke, and K. Błachowiak-Samołyk (2012), Multidimensional zooplankton observations on the northern West Spitsbergen Shelf, *Journal of Marine Systems* **98**, 18–25.
- Trudnowska, E., S.L. Basedow, and K. Błachowiak-Samołyk (2014), Mid-summer mesozooplankton biomass, its size distribution, and estimated production within a glacial Arctic fjord (Hornsund, Svalbard), *Journal of Marine Systems* **137**, 55–66.

- Trudnowska, E., S. Sagan, S. Kwaśniewski, M. Darecki, and K. Błachowiak-Samołyk (2015), Fine-scale zooplankton vertical distribution in relation to hydrographic and optical characteristics of the surface waters on the Arctic shelf, *Journal of Plankton Research* **37**, 120–133.
- Trudnowska, E., M. Głuchowska, A. Beszczyńska-Möller, K. Błachowiak-Samołyk, and S. Kwaśniewski (2016), Plankton patchiness in the Polar Front region of the West Spitsbergen Shelf, *Marine Ecology Progress Series* **560**, 1–18.
- Tsubouchi, T., S. Bacon, Y. Aksenov, A.C.N. Garabato, A. Beszczyńska-Möller, E. Hansen, L. De Steur, B. Curry, and C.M. Lee (2018), The Arctic Ocean Seasonal Cycles of Heat and Freshwater Fluxes: Observation-Based Inverse Estimates, *Journal of Physical Oceanography* **48**, 2029–2055.
- Uchman, A., and A. Gaździcki (2010), Phymatoderma melvillensis sp. nov. and other trace fossils from the Cape Melville Formation (Lower Miocene) of King George Island, Antarctica, *Polish Polar Research* **31**, 83–99.
- Uchman, A., A. Gaździcki, and B. Błażejowski (2018), Arthropod trace fossils from Eocene cold climate continental strata of King George Island, West Antarctica, *Acta Palaeontologica Polonica* **63**, 383–396.
- Urbanek, A.K., W. Rymowicz, M.C. Strzelecki, W. Kociuba, Ł. Franczak, and A.M. Mirończuk (2017), Isolation and characterization of Arctic microorganisms decomposing bioplastics, *AMB Express* **7**, 148.
- Urbański, J.A., L. Stempniewicz, J.M. Węśławski, K. Dragańska-Deja, A. Wochna, M. Goc, and L. Iliszko (2017), Subglacial discharges create fluctuating foraging hotspots for sea birds in tidewater glacier bays, *Scientific Reports* **7**, 43999, 1–12.
- Uscka-Kowalkowska J., K.M. Markowicz, R. Przybylak, and A. Arażny (2017), Conditions influencing incoming global solar radiation in Hornsund (Spitsbergen) in spring 2015, *Polish Polar Research* **38**, 3, 333–349, DOI: 10.1515/popore-2017-0021.
- van der Meij, W.M., A.J.A.M. Temme, C.M.M.F.J. de Kleijn, T. Reimann, G.B.M. Heuvelink, Z. Zwoliński, G. Rachlewicz, K. Rymer, and M. Sommer (2016), Arctic soil development on a series of marine terraces on central Spitsbergen, Svalbard: a combined geochronology, fieldwork and modelling approach, *Soil* **2**, 221–240, DOI: 10.5194/soil-2-221-2016.
- van Pelt, W.J.J., J. Kohler, G.E. Liston, J.O. Hagen, B. Luks, C.H. Reijmer, and V.A. Pohjola (2016), Multi-decadal climate and seasonal snow conditions in Svalbard, *Journal of Geophysical Research: Earth Surface* **121**, 2100–2117.
- Vikhamar-Schuler, D., K. Isaksen, J.E. Haugen, H. Tømmervik, B. Luks, T.V. Schuler, and J.W. Bjerke (2016), Changes in winter warming events in the Nordic Arctic Region, *Journal of Climate* **29**, 6223–6244.
- Von Appen, W.J., U. Schauer, R. Somavilla, E. Bauerfeind, and A. Beszczyńska-Möller (2015), Exchange of warming deep waters across Fram Strait, *Deep-Sea Research Part I-Oceanographic Research Papers* **103**, 86–100.
- Von Appen, W.J., U. Schauer, T. Hattermann, and A. Beszczyńska-Möller (2016), Seasonal cycle of mesoscale instability of the West Spitsbergen Current, *Journal of Physical Oceanography* **46**, 1231–1254.

- Walczowski, W. (2013), Frontal structures in the West Spitsbergen Current margins, *Ocean Science* **9**, 957–975.
- Walczowski, W., and J. Piechura (2007), Pathways of the Greenland Sea warming, *Geophysical Research Letters* **34**, 1–5.
- Walczowski, W., and J. Piechura (2011), Influence of the West Spitsbergen Current on the local climate, *International Journal of Climatology* **31**, 1088–1093.
- Walczowski, W., J. Piechura, I. Goszczko, and P. Wieczorek (2012), Changes in Atlantic water properties: an important factor in the European Arctic marine climate, *ICES Journal of Marine Science* **69**, 864–869.
- Walczowski, W., A. Beszczynska-Möller, P. Wieczorek, M. Merchel, and A. Grynczel (2017), Oceanographic observations in the Nordic Sea and Fram Strait in 2016 under the IO PAN long-term monitoring program AREX, *Oceanologia* **59**, 187–194.
- Walkusz, W., and L. Rolbiecki (2007), Epibionts (Paracinetica) and parasites (Ellobiopsis) on copepods from Spitsbergen (Kongsfjorden area), *Oceanologia* **49**, 369–380.
- Walkusz, W., and W.J. Williams (2013), Northern Coastal Marine Studies – the Nahidik program – environmental research of the coastal Canadian Beaufort Sea, *Journal of Marine Systems* **127**, 2–4.
- Walkusz, W., S. Kwaśniewski, S. Falk-Petersen, H. Hop, V. Tverberg, P. Wieczorek, and J.M. Węśławski (2009), Seasonal and spatial changes in the zooplankton community of Kongsfjorden, Svalbard, *Polar Research* **28**, 254–281.
- Walkusz, W., J.E. Paulić, S. Kwaśniewski, W.J. Williams, S. Wong, and M.H. Papst (2010), Distribution, diversity and biomass of summer zooplankton from the coastal Canadian Beaufort Sea, *Polar Biology* **33**, 321–335.
- Walkusz, W., J.E. Paulić, S. Kwaśniewski, and M.H. Papst (2011), Distribution and diet of larval and juvenile Arctic cod (*Boreogadus saida*) in the shallow Canadian Beaufort Sea, *Journal of Marine Systems* **84**, 78–84.
- Walkusz, W., W.J. Williams, L.A. Harwood, S.E. Moore, B.E. Stewart, and S. Kwaśniewski (2012), Composition, biomass and energetic content of biota in the vicinity of feeding bowhead whales (*Balaena mysticetus*) in the Cape Bathurst upwelling region (south eastern Beaufort Sea), *Deep-Sea Research I* **69**, 25–35.
- Walkusz, W., W.J. Williams, and S. Kwaśniewski (2013), Vertical distribution of mesozooplankton in the coastal Canadian Beaufort Sea in summer, *Journal of Marine Systems* **127**, 26–35.
- Walkusz, W., A. Majewski, and J.D. Reist (2013), Distribution and diet of the bottom dwelling Arctic cod in the Canadian Beaufort Sea, *Journal of Marine Systems* **127**, 65–75.
- Walkusz, W., J.E. Paulic, S. Wong, S. Kwaśniewski, M.H. Papst, and J.D. Reist (2016), Spatial distribution and diet of larval snailfishes (*Liparis fabricii*, *Liparis gibbus*, *Liparis tunicatus*) in the Canadian Beaurort Sea, *Oceanologia* **58**, 117–123.
- Ware, C., J. Berge, A. Jelmert, S.M. Olsen, L. Pellissier, M. Wisz, D. Kriticos, G. Semenov, S. Kwaśniewski, and I.G. Alsos (2016), Biological introduction risks from shipping in a warming Arctic, *Journal of Applied Ecology* **53**, 2, 340–349.
- Warny, S., C.M. Kymes, R. Askin, K.P. Krajewski, and A. Tatur (2009), Terrestrial and marine floral response to latest Eocene and Oligocene events on the Antarctic Peninsula, *Polish Polar Research* **43**, 1, 4–21.

- Warny, S. C.M. Kymes, R.A. Askin, K.P. Krajewski, and P.J. Bart (2016), Remnants of Antarctic vegetation on King George Island during the early Miocene Melville Glaciation, *Palynology* **40**, 1, 66–82.
- Wasilowska, A., E.E. Kopczyńska, and M. Rzepecki (2015), Temporal and spatial variation of phytoplankton in Admiralty Bay, South Shetlands: Summer blooms shown by pigments and light microscopy analysis, *Polar Biology* **38**, 1249–1265.
- Wasilowska, A., A. Tatur, Z. Pushina, A. Barczuk, and S. Verkulich (2017), Impact of the ‘Little Ice Age’ climate cooling on the maar lake ecosystem affected by penguins: A lacustrine sediment record, Penguin Island, West Antarctica, *The Holocene* **27**, 1115–1131.
- Wawrzyniak, T., M. Osuch, J. Napiórkowski, and S. Westermann (2016), Modelling of the thermal regime of permafrost during 1990–2014 in Hornsund, Svalbard, *Polish Polar Research* **37**, 219–242.
- Wegner, C., K.E. Bennett, A. de Vernal, M. Forwick, M. Fritz, M. Heikkilä, M. Łącka, H. Lantuit, M. Laska, M. Moskalik, M. O’Regan, J. Pawłowska, A. Promińska, V. Rachold, J.E. Vonk, and K. Werner (2015), Variability in transport of terrigenous material on the shelves and the deep Arctic Ocean during the Holocene, *Polar Research* **34**, 24964.
- Węgrzyn, M., and P. Wietrzyk (2015), Phytosociology of snowbed and exposed ridge vegetation of Svalbard, *Polar Biology* **38**, 1905–1917.
- Węgrzyn, M., M. Lisowska, and P. Nicia (2013), The value of the terricolous lichen *Cetrariella delisei* in the biomonitoring of heavy–metal levels in Svalbard, *Polish Polar Research* **34**, 375–382.
- Węgrzyn, M., P. Wietrzyk, E. Adamska, and P. Nicia (2015), New records of driftwood lichens in the Kaffiøyra Plain (NW Spitsbergen, Svalbard), *Polish Polar Research* **3**, 189–195.
- Węgrzyn, M., P. Wietrzyk, M. Lisowska, B. Klimek, and P. Nicia (2016), What influences heavy metals accumulation in arctic lichen *Cetrariella delisei* in Svalbard? *Polar Science* **10**, 532–540.
- Węgrzyn, M.H., P. Wietrzyk, S. Lehmann-Konera, S. Chmiel, B. Cykowska-Marzencka, and Ź. Polkowska (2018), Annual variability of heavy metal content in Svalbard reindeer faeces as a result of dietary preferences, *Environmental Science and Pollution Research* **25**, 36693–36701.
- Węgrzyn, M.H., P. Wietrzyk-Pełka, P. Nicia, S. Lehman-Konera, and M. Olech (2018), Short-term monitoring of Arctic trace metal contamination based on *Cetrariella delisei* bioindicator in Svalbard, *Acta Societatis Botanicorum Poloniae* **87**, 3600.
- Węgrzyn, M.H., P. Wietrzyk-Pełka, A. Galanty, B. Cykowska-Marzencka, and M.A. Sundset (2019), Incomplete degradation of lichen usnic acid and atranorin in Svalbard reindeer (*Rangifer tarandus platyrhynchus*), *Polar Research* **38**, 3375.
- Werner, K. (2015), Variability in transport of terrigenous material on the shelves and the deep Arctic Ocean during the Holocene, *Polar Research* **34**, 1–19.
- Werner, K., M. Fritz, N. Morata, K. Keil, A. Pavlov, I. Peeken, A. Nikolopoulos, H.S. Findlay, M. Kędra, S. Majaneva, A. Renner, S. Hendricks, M. Jacquot, M. Nicolaus, M. O’Regan, M. Sampei, and C. Wegner (2016), Arctic in Rapid Transition: Priorities for the future of marine and coastal research in the Arctic, *Polar Science* **10**, 364–373.

- Węsławski, J.M., and L. Kotwicki (2018), Macro-plastic litter, a new vector for boreal species dispersal on Svalbard, *Polish Polar Research* **39**, 165–174.
- Węsławski, J.M., J.Jr. Wiktor, and L. Kotwicki (2010), Increase in biodiversity in the arctic rocky littoral, Sorkapland, Svalbard, after 20 years of climate warming, *Marine Biodiversity* **40**, 123–130.
- Węsławski, J.M., M. Kędra, J. Przytarska, L. Kotwicki, I. Ellingsen, J. Skardhamar, P. Renaud, and I. Goszczko (2012), A huge biocatalytic filter In the Centre of Barents Sea shelf?, *Oceanologia* **54**, 325–335.
- Węsławski, J.M., M. Włodarska-Kowalczyk, M. Kędra, J. Legeżyńska, and L. Kotwicki (2012), Eight species that rule today's European Arctic fiord benthos, *Polish Polar Research* **33**, 225–238.
- Węsławski, J.M., F. Buchholz, M. Głuchowska, and A. Weydmann (2017), Ecosystem maturation follows the warming of the Arctic fjords, *Oceanologia* **59**, 592–602.
- Węsławski, J.M., J. Urbański, M. Głuchowska, K. Grzelak, L. Kotwicki, S. Kwaśniewski, J. Legeżyńska, J. Wiktor, M. Włodarska-Kowalczyk, A. Zaborska, M. Zajączkowski, and L. Stempniewicz (2017), Can seabirds modify carbon burial in fjords?, *Oceanologia* **59**, 603–611.
- Węsławski, J.M., K. Dragańska-Deja, J. Legeżyńska, and W. Walczowski (2018), Range extension of a boreal amphipod *Gammarus oceanicus* in the warming Arctic, *Ecology and Evolution* **8**, 7624–7632.
- Weydmann, A., and S. Kwaśniewski (2008), Distribution of *Calanus* populations in a glaciated fjord in the Arctic (Hornsund, Spitsbergen) – the interplay between biological and physical factors, *Polar Biology* **31**, 1023–1035.
- Weydmann, A., J.E. Søreide, S. Kwaśniewski, and S. Widdicombe (2012), Influence of CO₂-induced acidification on the reproduction of a key Arctic copepod *Calanus glacialis*, *Journal of Experimental Marine Biology and Ecology* **428**, 39–42.
- Weydmann, A., J.E. Søreide, S. Kwaśniewski, E. Leu, S. Falk-Petersen, and J. Berge (2013), Ice-related seasonality in zooplankton community composition in a high Arctic fjord, *Journal of Plankton Research* **35**, 831–842.
- Weydmann, A., J. Carstensen, I. Goszczko, K. Dmoch, A. Olszewska, and S. Kwaśniewski (2014), Shift towards the dominance of boreal species in the Arctic: inter-annual and spatial zooplankton variability in the West Spitsbergen Current, *Marine Ecology Progress Series* **501**, 41–52.
- Weydmann, A., N.C. Coelho, A.A. Ramos, E.A. Serrão, and G.A. Pearson (2014), Microsatellite markers for the Arctic copepod *Calanus glacialis* and cross-amplification with *C. finmarchicus*, *Conservation Genetics Resources* **6**, 1003–1005.
- Weydmann, A., A. Zwolicki, K. Mus, and S. Kwaśniewski (2015), The effect of temperature on egg development rate and hatching success in *Calanus glacialis* and *C. finmarchicus*, *Polar Research* **34**, 23947.
- Weydmann, A., N.C. Coelho, E.A. Serrão, A. Burzyński, and G.A. Pearson (2016), Pan-Arctic population of the keystone copepod *Calanus glacialis*, *Polar Biology* **39**, 2311–2318.
- Weydmann, A., A. Przyłucka, M. Lubośny, K.S. Walczyńska, E.A. Serrão, G.A. Pearson, and A. Burzyński (2017), Mitochondrial genomes of the key zooplankton copepods

- Arctic *Calanus glacialis* and North Atlantic *Calanus finmarchicus* with the longest crustacean non-coding regions, *Scientific Reports* **7**, 13702.
- Weydmann, A., A. Przyłucka, M. Lubośny, K.S. Walczyńska, E.A. Serrão, G.A. Pearson, and A. Burzyński (2018), Postglacial expansion of the Arctic keystone copepod *Calanus glacialis*, *Marine Biodiversity* **48**, 1027–1035.
- Weydmann, A., W. Walczowski, J. Carstensen, and S. Kwaśniewski (2018), Warming of Subarctic waters accelerates development of a key marine zooplankton *Calanus finmarchicus*, *Global Change Biology* **24**, 172–183.
- Whitehouse, M.J., D.J. Dunkley, M.A. Kusiak, and S.A. Wilde (2019), On the true antiquity of Eoarchean chemofossils – assessing the claim for Earth's oldest biogenic graphite in the Saglek Block of Labrador, *Precambrian Research* **323**, 70–81.
- Wietrzyk, P., M. Węgrzyn, and M. Lisowska (2016), Vegetation diversity and selected abiotic factors influencing the primary succession process on the foreland of Gåsbreen, Svalbard, *Polish Polar Research* **37**, 493–509.
- Wietrzyk, P., M. Węgrzyn, and M. Lisowska (2017), Lichen diversity on glacier moraines in Svalbard, *Cryptogamie, Mycologie* **38**, 67–80.
- Wietrzyk, P., K. Rola, P. Osyczka, P. Nicia, W. Szymański, and M. Węgrzyn (2018), The relationships between soil chemical properties and vegetation succession in the aspect of changes of distance from the glacier forehead and time elapsed after glacier retreat in the Irenebreen foreland (NW Svalbard), *Plant and Soil* **428**, 1–2, 195–211.
- Wietrzyk-Pelka, P., V. Otte, M.H. Węgrzyn, and M. Olech (2018), From barren substrate to mature tundra – lichen colonisation in forelands of Svalbard glaciers, *Acta Societatis Botanicorum Poloniae* **87**, 3599.
- Wiktor, J., A. Tatarek, J.M. Węśławski, L. Kotwicki, and M. Poulin (2016), Colonies of *Gyrosigma eximium*: a new phenomenon in Arctic tidal flats, *Oceanologia* **58**, 336–340.
- Willis, K.J., F.R. Cottier, and S. Kwaśniewski (2007), Impact of warm water advection on the winter zooplankton community in an Arctic Fjord, *Polar Biology* **30**, 1–7.
- Williscroft, K., S.E. Grasby, B. Beauchamp, C.T.S. Little, K. Dewing, D. Birgel, T. Poulton, and K. Hryniewicz (2017), Extensive Early Cretaceous (Albian) methane seepage on Ellef Ringnes Island, Canadian High Arctic, *Geological Society of America Bulletin* **129**, 788–805.
- Witkowski, A., and P. Głowacki (2010), A Record of Pink Salmon, *Oncorhynchus Gorbuscha* (Actinopterygii, Salmoniformes, Salmonidae), in the Revelva River, Hornsund Area (SW Spitsbergen), *Acta Ichthyologica et Piscatoria* **40**, 87–89.
- Włodarska-Kowalczyk, M. (2007), Molluscs in Kongsfjorden (Spitsbergen, Svalbard): a species list and patterns of distribution and diversity, *Polar Research* **26**, 48–63.
- Włodarska-Kowalczyk, M., and M. Kędra (2007), Surrogacy in natural patterns of benthic distribution and diversity: selected taxa versus lower taxonomic resolution, *Marine Ecology Progress Series* **351**, 53–63.
- Włodarska-Kowalczyk, M., and J.M. Węśławski (2008), Mesoscale spatial structures in soft-bottom macrozoobenthic communities: effects of physical control and impoverishment, *Marine Ecology Progress-Series* **356**, 215–224.

- Włodarska-Kowalczyk, M., J. Siciński, S. Gromisz, M.A. Kendall, and S. Dahle (2007), Similar soft-bottom polychaete diversity in Arctic and Antarctic marine inlets, *Marine Biology* **151**, 607–616.
- Włodarska-Kowalczyk, M., M. Szymelfenig, and M. Zajączkowski (2007), Dynamic sedimentary environments of an Arctic glacier-fed river estuary (Adventfjorden, Svalbard), II: Meio- and macrobenthic fauna, *Estuarine Coastal and Shelf Science* **74**, 274–284.
- Włodarska-Kowalczyk, M., P. Kukliński, M. Ronowicz, J. Legeżyńska, and S. Gromisz (2009), Assessing species richness of macrofauna associated with macroalgae in Arctic kelp forests (Horsund, Svalbard), *Polar Biology* **32**, 897–905.
- Włodarska-Kowalczyk, M., P.E. Renaud, J.M. Węśławski, S.K.J. Cochrane, and S.G. Denisenko (2012), Species diversity, functional complexity and rarity in arctic fiordic versus open shelf benthic system, *Marine Ecology Progress Series* **463**, 73–87.
- Włodarska-Kowalczyk, M., J. Pawłowska, and M. Zajączkowski (2013), Do foraminifera mirror diversity and distribution patterns of macrobenthic fauna in an Arctic glacial fjord?, *Marine Micropaleontology* **103**, 30–39.
- Włodarska-Kowalczyk, M., B. Górka, K. Deja, and N. Morata (2016), Do benthic meiofaunal and macrofaunal communities respond to seasonality in pelagial processes in an Arctic fjord (Kogsfjorden, Spitsbergen)?, *Polar Biology* **39**, 2115–2129.
- Woelfel, J., R. Schumann, F. Peine, A. Flohr, A. Kruss, J. Tęgowski, P. Blondel, C. Wiencke, and U. Karsten (2010), Microphytobenthos of Arctic Kogsfjorden (Svalbard, Norway): biomass and potential primary production along the shore line, *Polar Biology* **33**, 1239–1253.
- Wojczulanis-Jakubas, K., D. Jakubas, N.J. Karnovsky, and W. Walkusz (2010), Foraging strategy of little auks under divergent conditions on feeding grounds, *Polar Research* **29**, 22–29.
- Wojtun, B., A. Samecka-Cymerman, K. Kolon, A.J. Kempers, and G. Skrzypek (2013), Metals in some dominant vascular plants, mosses, lichens, algae, and the biological soil crust in various types of terrestrial tundra, SW Spitsbergen, Norway, *Polar Biology* **36**, 12, 1799–1809, DOI: 10.1007/s00300-013-1399-0.
- Wojtun, B., A. Samecka-Cymerman, K. Kolon et al. (2018), Metals in *Racomitrium lanuginosum* from Arctic (SW Spitsbergen, Svalbard archipelago) and alpine (Karkonosze, SW Poland) tundra, *Environmental Science and Pollution Research* **25**, 13, 12444–12450.
- Wojtysiak, K., A. Herman, and M. Moskalik (2018), Wind wave climate of west Spitsbergen: seasonal variability and extreme events, *Oceanologia* **60**, 3, 331–343, DOI: 10.1016/j.oceano.2018.01.002.
- Wold, A., E. Leu, and W. Walkusz (2007), Lipids in copepodite stages of *Calanus glacialis*, *Polar Biology* **30**, 655–658.
- Wolicka, D., M.K. Zdanowski, M.J. Żmuda-Baranowska, A. Poszytek, and J. Grzesiak (2014), Sulphate reducing activity detected in soil samples from Antarctica, Ecology Glacier forefield, King George Island, *Polish Journal of Microbiology* **63**, 4, 443–450.
- Wong, S., W. Walkusz, M. Hanson, and M.H. Papst (2013), The influence of the Mackenzie River plume on distribution and diversity of marine larval fish assemblages on the Canadian Beaufort Shelf, *Journal of Marine Systems* **127**, 36–45.

- Wódkiewicz, M., H. Galera, K.J. Chwedorzewska, I. Gielwanowska, and M.A. Olech (2013), Diaspores of the introduced species *Poa annua* L. in soil samples from King George Island (South Shetlands, Antarctic), *Arctic, Antarctic and Alpine Research* **45**, 3, 415–419, DOI: 10.1657/1938-4246-45.3.1.
- Wódkiewicz, M., M. Ziemiański, K. Kwiecień, K.J. Chwedorzewska, and H. Galera (2014), Spatial structure of the soil seed bank of *Poa annua* L. – alien species in the Antarctica, *Biodiversity and Conservation* **23**, 1339–1346, DOI: 10.1007/s10531-014-0668-8.
- Wódkiewicz, M., K.J. Chwedorzewska, P.T. Bednarek, A. Znój, P. Androsiuk, and H. Galera (2017), How much of the invader's genetic variability can slip between our fingers? A case study of secondary dispersal of *Poa annua* on King George Island (Antarctica), *Ecology and Evolution* **8**, 592–600, DOI: 10.1002/ece3.3675.
- Wódkiewicz, M., K.J. Chwedorzewska, P.T. Bednarek, A. Znój, and H. Galera (2018), How much of the invader's genetic variability can slip between our fingers? A case study of secondary dispersal of *Poa annua* on King George Island (Antarctica), *Ecology and Evolution* **8**, 1, 592–600.
- Wróbel, B., M. Filippini, J. Piwowarczyk, M. Kędra, K. Kuliński, and M. Middelboe (2013), Low virus to prokaryote ratios in the cold: benthic viruses and prokaryotes in a subpolar marine ecosystem (Hornsund, Svalbard), *International Microbiology* **16**, 45–52.
- Wróbel, I. (2017), Monthly dynamics of carbon dioxide exchange across the sea surface of the Arctic Ocean in response to changes in gas transfer velocity and partial pressure of CO₂ in 2010, *Oceanologia* **59**, 445–459.
- Wróbel, I., and J. Piskozub (2016), Effect of gas-transfer velocity parameterization choice on air-sea CO₂ fluxes in North Atlantic Ocean and the European Arctic, *Ocean Science* **12**, 1091–1103.
- Wrona, R. (2009), Early Cambrian bradoriid and phosphatocopid arthropods from glacial erratics of King George Island, West Antarctica: Biogeographic implications, *Polish Polar Research* **30**, 347–377.
- Wyszyński, P., and R. Przybylak (2014), Variability of humidity conditions in the Arctic during the first International Polar Year, *Polar Research* **33**, 23896, DOI: 10.3402/polar.v33.23896.
- Yamasaki, H., K. Grzelak, M.V. Sørensen, B. Neuhaus, and K.H. George (2018), *Echinoderes pterus* sp. n. showing a geographically and bathymetrically wide distribution pattern on seamounts and on the deep-sea floor in the Arctic Ocean, Atlantic Ocean, and the Mediterranean Sea (Kinorhyncha, Cyclorhagida), *Zookeys* **771**, 15–40.
- Zaborska, A. (2017), Sources of 137Cs to an Arctic fjord (Hornsund, Svalbard), *Journal of Environmental Radioactivity* **180**, 19–26.
- Zaborska, A., J. Carroll, C. Papucci, L. Torricelli, M.L. Carroll, J. Walkusz-Miotk, and J. Pempkowiak (2008), Recent sediment accumulation rates for the Western margin of the Barents Sea, *Deep-Sea Research II* **55**, 2352–2360.
- Zaborska, A., J.W. Mietelski, J. Carroll, C. Papucci, and J. Pempkowiak (2010), Sources and distributions of 137Cs, 238Pu, 239,240Pu radionuclides in the north-western Barents Sea, *Journal of Environmental Radioactivity* **101**, 323–1331.

- Zaborska, A., J. Carroll, K. Pazdro, and J. Pempkowiak (2011), Spatio-temporal patterns of PAHs, PCBs and HCB in sediments of the western Barents Sea, *Oceanologia* **53**, 1005–1026.
- Zaborska, A., A. Beszczyńska-Möller, and M. Włodarska-Kowalczyk (2017), History of heavy metal accumulation in the Svalbard area: Distribution, origin and transport pathways, *Environmental Pollution* **231**, 437–450.
- Zaborska, A., M. Włodarska-Kowalczyk, J. Legeżyńska, E. Jankowska, A. Winogradow, and K. Deja (2018), Sedimentary organic matter sources, benthic consumption and burial in west Spitsbergen fjords – Signs of maturing of Arctic fjordic systems?, *Journal of Marine Systems* **180**, 112–123.
- Zagórski, P., J. Rodzik, M. Moskalik, M. Strzelecki, M. Lim, M. Błaszczuk, A. Romińska, G. Kruszewski, A. Styczyńska, and A. Malczewski (2015), Multidecadal (1960–2011) shoreline changes in Isbjørnhamna (Hornsund, Svalbard), *Polish Polar Research* **36**, 369–390.
- Zagórski, P., J. Rodzik, M. Moskalik, M.C. Strzelecki, M. Lim, M. Błaszczuk, A. Promińska, G. Kruszewski, A. Styczyńska, and A. Malczewski (2015), Multidecadal (1960–2011) shoreline changes in Isbjørnhamna (Hornsund, Svalbard), *Polish Polar Research* **36**, 4, 369–390.
- Zagórski, P., K. Mędrak, M. Moskalik, J. Rodzik, A. Herman, Ł. Pawłowski, and M. Jaskólski (2019), Short-term development of Arctic beach system: Case study of wave control on beach morphology and sedimentology (Calypsostranda, Bellsund, Svalbard), *Polish Polar Research* **40**, 2, 79–104, DOI: 10.24425/ppr.2019.128368.
- Zajączkowski, M. (2008), Sediment supply and fluxes in glacial and outwash fjords: Kongsfjorden and Adventfjorden, Svalbard, *Polish Polar Research* **29**, 59–72.
- Zajączkowski, M., and M. Włodarska-Kowalczyk (2007), Dynamic sedimentary environments of an Arctic glacier-fed river estuary (Adventfjorden, Svalbard). I. Flux, deposition, and sediments dynamics, *Estuarine Coastal and Shelf Science* **74**, 285–296.
- Zajączkowski, M., H. Nygård, E.N. Hegseth, and J. Berge (2010), Vertical flux of particulate matter in an Arctic fjord: the case of lack of the sea-ice cover in Adventfjorden 2006–2007, *Polar Biology* **33**, 223–239.
- Zajączkowski, M., W. Szczuciński, B. Plessen, and P. Jernas (2010), Benthic Foraminifera in Hornsund (Svalbard): Implication on paleoenvironmental reconstructions, *Polish Polar Research* **31**, 349–375.
- Zawierucha, K., M. Ostrowska, T.R. Vonnahme, M. Devetter, A.P. Nawrot, S. Lehmann, and M. Koliczka (2016), Diversity and distribution of Tardigrada in Arctic cryoconite holes, *Journal of Limnology* **75**, 545–559.
- Zawierucha, K., P. Podkowa, M. Marciniak, P. Gąsiorek, K. Zmudczyńska-Skarbek, K. Janko, and M. Włodarska-Kowalczyk (2018), Temperature (latitude) and nutrient (seabird guano) effects on limno-terrestrial Tardigrada (*Testechiniscus spitsbergensis* and *Pilatobius recameri*) body size, *Polar Research* **37**, 1492297, 1–11.
- Zdanowski, M.K., M.J. Żmuda-Baranowska, P. Borsuk, A. Świątecki, D. Górniak, D. Wolicka, K.M. Jankowska, and J. Grzesiak (2013), Culturable bacteria community development in postglacial soils of Ecology Glacier, King George Island, Antarctica, *Polar Biology* **36**, 4, 511–527.

- Zdanowski, M.K., A. Bogdanowicz, J. Gawor, R. Gromadka, D. Wolicka, and J. Grzesiak (2017), Enrichment of Cryoconite Hole Anaerobes: Implications for the Subglacial Microbiome, *Microbial Ecology* **73**, 532–538.
- Zemko, K., K. Pabis, J. Siciński, and M. Błażewicz-Paszkowycz (2015), Diversity and abundance of isopod fauna associated with holdfasts of the brown alga *Himantothallus grandifolius* in Admiralty Bay, Antarctic, *Polish Polar Research* **36**, 405–415.
- Zemko, K., K. Pabis, J. Siciński, and M. Błażewicz (2017), Low abundance and high species richness: the structure of the soft-bottom isopod fauna of a West Antarctic glacial fjord, *Polar Biology* **40**, 2187–2199.
- Zemko, K., K. Pabis, J. Siciński, and M. Błażewicz (2017), New records of isopod species of the Antarctic Specially Managed Area (ASMA No. 1) (Admiralty Bay, South Shetland Islands), *Polish Polar Research* **38**, 3, 409–419.
- Zemp, M., H. Frey, I. Gärtner-Roer, S.U. Nussbaumer, M. Hoelzle, F. Paul, W. Haeberli, F. Denzinger, A.P. Ahlstrøm, B. Anderson, S. Bajracharya, C. Baroni, L.N. Braun, B.E. Cáceres, G. Casassa, G. Cobos, L.R. Dávila, H. Delgado Granados, M.N. Demuth, L. Espizua, A. Fischer, K. Fujita, B. Gadek, A. Ghazanfar, J.O. Hagen, P. Holmlund, N. Karimi, Z. Li, M. Pelto, P. Pitte, V.V. Popovnin, C.A. Portocarrero, R. Prinz, Ch.V. Sangewar, I. Severskiy, O. Sigurðsson, A. Soruco, R. Usubaliev, and Ch. Vincent (2015), Historically unprecedented global glacier decline in the early 21st century, *Journal of Glaciology* **61**, 745–762.
- Ziaja, W. (2014), An Arctic char observed in a glacial Spitsbergen river, *Polar Record* **50**, 3, 333–335, DOI: 10.1017/S0032247413000879.
- Ziaja, W., and K. Ostafin (2015), Landscape–seascape dynamics in the isthmus between Sørkapp Land and the rest of Spitsbergen: Will a new big Arctic island form? *Ambio* **44**, 4, 332–342, DOI: 0.1007/s13280-014-0572-1.
- Ziaja, W., and R. Pipała (2007), Glacial recession 2001–2006 and its landscape effects in the Lindströmfjellet-Håbergnuten mountain ridge, Nordenskiöld Land, Spitsbergen, *Polish Polar Research* **28**, 4, 237–247.
- Ziaja, W., W. Maciejowski, and K. Ostafin (2009), Coastal landscape dynamics in NE Sørkapp Land (SE Spitsbergen), 1900–2005, *Ambio* **38**, 201–208.
- Ziaja, W., J. Dudek, and K. Ostafin (2016), Landscape transformation under the Gåsbreen glacier recession since 1899, southwestern Spitsbergen, *Polish Polar Research* **37**, 2, 155–172, DOI: 10.1515/popore-2016-0010.
- Zmarz, A., M. Korczak-Abshire, R. Storvold, M. Rodzewicz, and I. Kędzierska (2015), Indicator species population monitoring in Antarctica with UAV, *Int. Arch. Photogramm. Remote Sens. Spatial Inf. Sci.* **XL-1**, W4, 189–193.
- Zmarz, A., M. Rodzewicz, M. Dąbski, I. Karsznia, M. Korczak-Abshire, and K.J. Chwedorzewska (2018), Application of UAV BVLOS remote sensing data for multi-faceted analysis of Antarctic ecosystem, *Remote Sensing of Environment* **217**, 375–388.
- Zmudczyńska-Skarbek, K., and P. Bałazy (2017), Following the flow of ornithogenic nutrients through the Arctic marine coastal food webs, *Journal of Marine Systems* **168**, 31–37.
- Zmudczyńska-Skarbek, K., P. Bałazy, and P. Kukliński (2015), An assessment of seabird influence on Arctic coastal benthic communities, *Journal of Marine Systems* **144**, 48–56.

- Znój, A., K.J. Chwedorzewska, P. Androsiuk, M. Cuba-Diaz, I. Gielwanowska, J. Koc, M. Korczak-Abshire, J. Grzesiak, and A. Zmarz (2017), Rapid environmental changes in the western Antarctic Peninsula region due to climate change and human activity, *Applied Ecology and Environmental Research* **15**, 4, 525–539, DOI: 10.15666/aer/1504_525539.
- Zwolicki, A., K. Zmudczynska-Skarbek, J. Matula, B. Wojtuń, and L. Stempniewicz (2016), Differential responses of Arctic vegetation to nutrient enrichment by plankton- and fish-eating colonial seabirds in Spitsbergen, *Frontiers in Plant Science* **7**.
- Zwoliński, Z., M. Mazurek, R. Paluszkiewicz, and G. Rachlewicz (2008), The matter fluxes in the geocosystem of small tundra lakes, Petuniabukta coast, Billefjorden, Central Spitsbergen, *Zeitschrift für Geomorphologie* **52**, 1, 79–101.

Received 26 June 2020

Received in revised form 27 October 2020

Accepted 28 October 2020

"Publications of the Institute of Geophysics, Polish Academy of Sciences: Geophysical Data Bases, Processing and Instrumentation" appears in the following series:

A – Physics of the Earth's Interior

B – Seismology

C – Geomagnetism

D – Physics of the Atmosphere

E – Hydrology (formerly Water Resources)

P – Polar Research

M – Miscellanea

Every volume has two numbers: the first one is the consecutive number of the journal and the second one (in brackets) is the current number in the series.

